









Forever but not everywhere? Unexpected non-detection of per- and polyfluoroalkyl substances (PFAS) in major Philippines rivers

Patrick Byrne¹  | Emma Biles¹  | Loucel Cui² | Richard Williams³  |
 Decibel V. Faustino-Eslava² | Laura Quick³ | Manilyn Casa² | Francis Ian P. Gonzalvo² |
 Maria Regina V. Regalado² | Kim Bryan N. Cabrera² | Kit Felian C. Tenio² |
 Jenielyn Padrones⁴ | Juan Miguel Guotana² | Karen A. Hudson-Edwards⁵  |
 Grigorios Vasilopoulos⁶  | Thomas J. Coulthard⁶ | Cecilia Tortajada⁷ |
 Jessica D. Villanueva-Peyraube² | Janice B. Sevilla-Nastor²  |
 Justine Perry T. Domingo³  | David Megson⁸ 

¹School of Biological and Environmental Sciences, Liverpool John Moores University, Liverpool, UK

²School of Environmental Science and Management, University of the Philippines Los Baños, Los Baños, Philippines

³School of Geographical and Earth Sciences, University of Glasgow, Glasgow, UK

⁴Institute of Renewable Natural Resources, University of the Philippines Los Baños, Los Baños, Philippines

⁵Camborne School of Mines and Environment and Sustainability Institute, University of Exeter, Penryn, UK

⁶Energy and Environment Institute, University of Hull, Hull, UK

⁷School of Social and Environmental Sustainability, Dumfries Campus, University of Glasgow, Dumfries, UK

⁸Ecology and Environmental Research Centre (EERC), Manchester Metropolitan University, Manchester, UK

Correspondence

Patrick Byrne, School of Biological and Environmental Sciences, Liverpool John Moores University, Liverpool, L3 3AF, United Kingdom. Email: p.a.byrne@ljmu.ac.uk

Funding information

Natural Environment Research Council, Grant/Award Number: NE/W006871/1

Abstract

Recent studies suggest per- and polyfluoroalkyl substances (PFAS) are ubiquitous in rivers worldwide. In the Asia-Pacific region, the frequency of PFAS detection in rivers is increasing. However, the overwhelming majority of studies and data represent high population and urbanized river catchments. In this study, we investigate PFAS occurrence in major Philippines river systems characterized by both high and low population densities. In the Pasig Laguna de Bay River, which drains a major urban conurbation, we detected PFAS at concentrations typical of global rivers. Unexpectedly, we did not detect PFAS in river water or sediments in low population density river catchments, despite our instrument detection limits being lower than the vast majority of river concentrations reported worldwide. We hypothesize that septic tanks, as the dominant wastewater treatment practice in Philippines catchments, may control the release of PFAS into groundwater and rivers in the Philippines. However, no groundwater PFAS data currently exist to validate this supposition. More broadly, our findings highlight the need for more representative PFAS sampling and analysis in rivers to more accurately represent regional and global detection frequencies and trends.

KEYWORDS

chemical pollution, detection limits, PFAS, Philippines, population density, wastewater treatment

1 | INTRODUCTION

Per- and poly-fluoroalkyl substances (PFAS), commonly termed “forever chemicals,” are a group of more than 14,000 chemicals (U.S. EPA, 2022) first manufactured in the 1940s and now detected in environments, wildlife, and humans worldwide (Evich et al., 2022; Ng et al., 2021). The oil- and water-repellent characteristics of PFAS, as well as their high thermal stability, have led to widespread applications in industry (e.g., polymer manufacture, surfactants, electronics) and in everyday consumer products (e.g., cookware, food packaging, personal care products, and textiles) (Glüge et al., 2020). The critical concern with PFAS is toxicity to humans and wildlife (Cathey et al., 2023; Grandjean et al., 2023; Pitter et al., 2020; Sheng et al., 2018; van Gerwen et al., 2023; Zhang et al., 2021), which is exacerbated by their extreme persistence (100 s to 1000 s of years) and long-range transport in the environment (Cousins et al., 2022).

Much research has focused on PFAS occurrence in rivers given their importance as sources of water (drinking and irrigation) and food (fish, shellfish, and plants), and

because rivers and their catchment drainage processes control the transport of chemical compounds including PFAS from source areas to sensitive receptors, and ultimately to the oceans (Byrne et al., 2024). A recent synthesis of global surface and groundwater data ($n > 45,900$ samples) published in the journal *Nature Geoscience* (Ackerman Grunfeld et al., 2024) concluded that PFAS are pervasive in surface water and groundwater worldwide. However, almost all of these samples represent urbanized and densely populated river catchments, and postindustrial and agricultural landscapes in the Global North. In the Asia-Pacific region, PFAS detection in environmental matrices (air, soil, sediment, water) is reported to be increasing (Baluyot et al., 2021; Kurwadkar et al., 2022; UNEP, 2017). However, sample points are typically focused on rivers with high population densities, leading to poor data coverage, especially in tropical river catchments with low population densities.

The Philippines (Figure 1) exemplifies many Asia-Pacific nations experiencing rapid urbanization and population growth. In the Second Global Monitoring Report on Persistent Organic Pollutants (UNEP, 2017), the

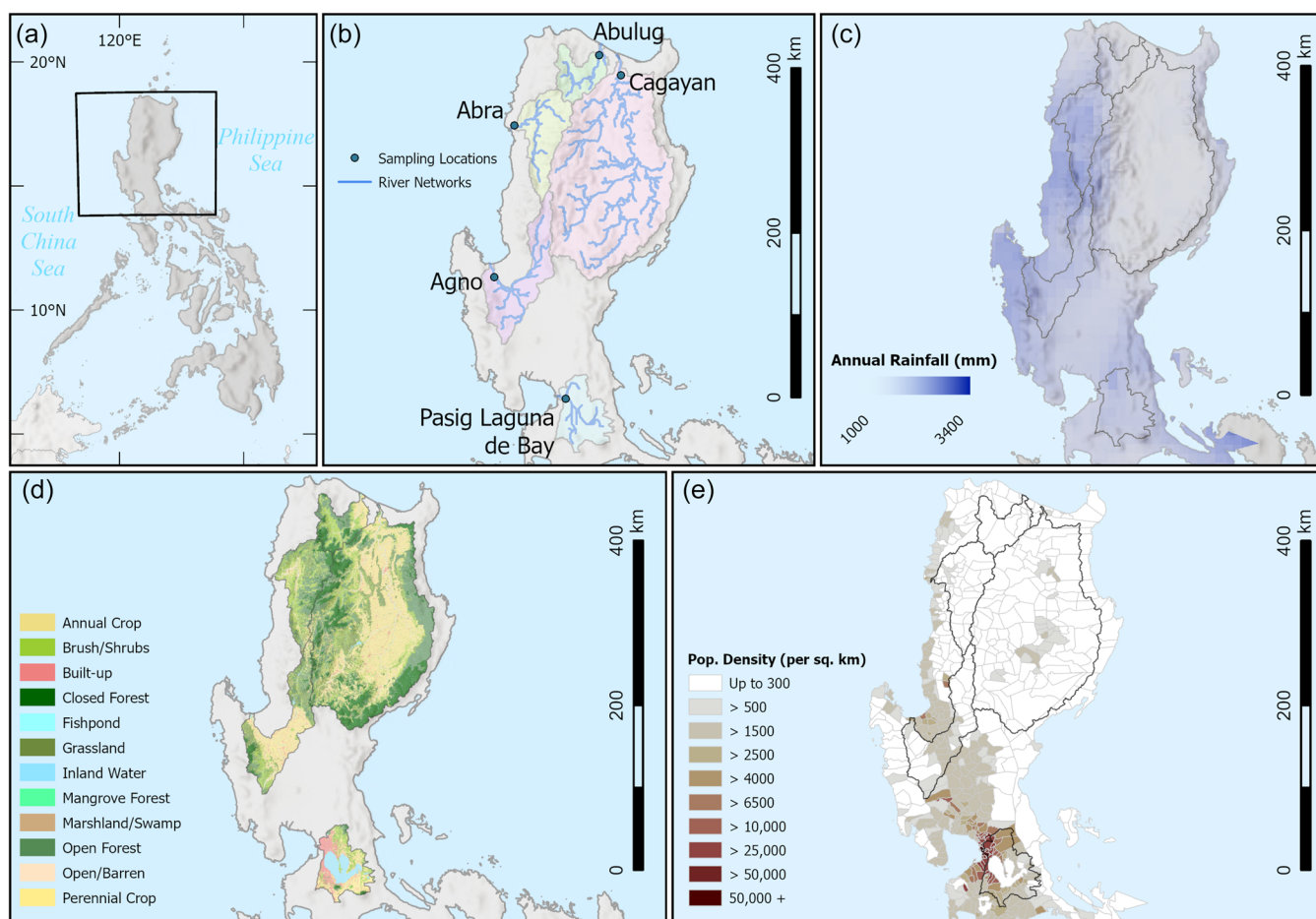


FIGURE 1 Map of study catchments in the Philippines, showing the location of the Philippines (a) (Global Administrative Areas (2022)), the location of the study catchments on the island of Luzon (b) (ESRI (2024) and Boothroyd et al., 2023), the annual rainfall in 2021 in the study catchments (c) (Huffman et al., 2014), land cover in the study catchments (d) (NAMRIA, 2021), and the population density of the study catchments (e) (River Basin Control Authority (2014) and Philippine Statistics Authority (2023)).

Stockholm Convention reported widespread PFAS contamination in rivers in the Asia-Pacific region (UNEP, 2017). However, in the Philippines, PFAS data are limited to one surface water body supplying drinking water to an urban conurbation (Metro Manila) (Guardian et al., 2020; Sevilla-Nastor et al., 2022). There exists no data on PFAS occurrence in any other Philippines surface waters, including rivers. Yet, representative sampling of PFAS occurrence in Philippines rivers is critically important as approximately 36% of rivers are utilized for public water supply (The World Bank Group, 2003). In this Perspective, we present preliminary findings and interpretations from the first regional-scale assessment of PFAS occurrence in major Philippines rivers.

2 | METHODOLOGY

2.1 | Study location

Our investigation focussed on five of the 18 major Philippines catchments classified by the National Water Resources Council based on their size (i.e., catchments with a land area greater than 1400 km²) and importance for water supply and biodiversity (Figure 1; Tabios, 2020). The study catchments are located in the island of Luzon, namely: the Abra River Basin, Agno River Basin, Apayao-Abulug River Basin, Cagayan River Basin, and Pasig-Laguna de Bay River Basin. Catchment areas range from 4000 to 27,500 km² and the Pasig-Laguna de Bay catchment has a large urban extent (22.2%) and high population density (3295/km²) (Table 1), compared to the other four catchments (urban extent: 1.1% to 4.3%; population density: 136 to 235/km²).

2.2 | Sampling methods

A summary of samples collected and catchment characteristics is presented in Table 1. In each catchment, two river water samples (replicates) were collected near the catchment outlet using 250 mL high-density polyethylene (HDPE) bottles, as recommended by U.S. EPA Method 1633 to minimize potential contamination from sample bottles (U.S. EPA, 2024). Sampling was conducted just below the water surface, in the thalweg, and upstream of each tidal limit. In the Agno catchment, three sediment samples were also collected. One sample was collected from sediment deposited on the floodplain and interpreted to be from a recent high flow event. A second sample was collected from the surface of a geomorphologically active bar (1 cm depth), and a third sample was collected from the subsurface beneath the bar (20 cm depth). Five subsamples were retrieved from each sample location using a stainless-steel trowel. PFAS-free deionized water field blanks were also collected in each catchment to ensure that collection procedures and sample storage did not contaminate the samples. All samples were stored in fridges (at 4°C) and transported in cool boxes before analysis in the United Kingdom (UK).

2.3 | Sample extraction and analysis

A detailed description of laboratory analytical procedures is provided in the supporting information. Briefly, water and sediment samples were extracted in a commercial laboratory (ALS Laboratories (UK) Ltd) using accredited methods TM337 (ALS Laboratories Ltd, 2022a) and TM338 (ALS Laboratories Ltd, 2022b) for water and sediment samples, respectively. Samples were spiked with isotopically labeled standards and then extracted by solid-phase extraction (SPE). Samples were then analyzed for 50 and 22 PFAS compounds in water and sediment (Table S1 and Table S2), respectively, using isotope dilution high performance liquid chromatography-tandem mass spectrometry (HPLC-MS/MS). The limits of detection (LOD) ranged from 0.65 ng L⁻¹ PFOA to 10 ng L⁻¹ EtFOSE in river water and 1 ng g⁻¹ PFOA to 20 ng g⁻¹ 5:3 FTCA in river sediment. No contamination of field or laboratory blanks was detected.

3 | ANALYSIS

Eight PFAS out of the 50 targeted compounds were detected in river water in the Pasig-Laguna de Bay River which flows through Metro Manila. The compounds detected (range = 1.49 to 9.28 ng L⁻¹) were 6:2-fluorotelomer sulfonic acid (6:2 FTS), perfluorohexanoic acid (PFHxA), perfluoroheptanoic acid (PFHpA), perfluorooctane sulfonic acid (PFOS), perfluorooctanoic acid (PFOA), perfluorohexanesulfonic acid (PFHxS), perfluorobutanoic acid (PFBA), and perfluorobutane sulfonic acid (PFBS) (Table S1). To aid interpretation, we draw a comparison of four PFAS (PFBA, PBFS, PFOA, PFOS) detected in the Pasig Laguna de Bay River with data from the River Mersey, UK (Byrne et al., 2024), which has a similar catchment area (4680 km²) and high population density (1068/km²), and a synthesis of global surface water data presented by Calore et al. (2023). Concentrations observed in the Pasig Laguna de Bay River (Figure 2, Table S3) are broadly similar to median concentrations from the global (Calore et al., 2023) and high population density (Byrne et al., 2024) datasets. The range of concentrations in the global data set is considerable and demonstrates large variability in surface water concentrations in rivers worldwide.

Unexpectedly, PFAS were not detected (LODs = 0.65 to 2 ng L⁻¹) in river water in the Abra, Apayao-Abulug, Agno, and Cagayan catchments, and no PFAS were detected in the sediments of the Agno (LODs = 1 to 20 ng g⁻¹). Importantly, LODs in the present study are lower than 84% (PFBS) to 97% (PFOA) of the surface water concentrations reported by Calore et al. (2023) (Table S3), indicating PFAS are either not present in these rivers or at undetectable concentrations. This apparent absence of PFAS in major Philippine rivers (water and sediments) outside of Metro Manila is surprising given the well-documented global spread of these compounds

TABLE 1 River catchment area, population density, annual rainfall, and urban extent for the five study catchments in Luzon, Philippines.

Catchment	Sample location	Sample ID	Population (thousands)	Area (km ²) ^a	Pop. density (/km ²) ^b	Average annual rainfall in 2021 (mm yr ⁻¹) ^c	Urban extent (%) ^d
Apayao-Abulog, Philippines	18.201846° N 121.252458° E	L-N3-WAT-R1	554	4071	136	1936	1.2
		L-N3-WAT-R2					
		L-N3-WAT-BL					
Abra, Philippines	17.333308° N 120.273837° E	L-N4-WAT-R1	669	4919	136	2727	1.1
		L-N4-WAT-R2					
		L-N4-WAT-BL					
Cagayan, Philippines	18.072064° N 121.402073° E	L-N2-WAT-R1	4271	27558	155	1870	2.1
		L-N2-WAT-R2					
		L-N2-WAT-BL					
Agno, Philippines	15.532796° N 120.151319° E	L-N1-WAT-R1	1452	6179	235	2602	4.3
		L-N1-WAT-R2					
		L-N1-WAT-BL					
		L-N1-SED-FP					
		L-N1-SED-SUR					
		L-N1-SED-SUB					
Pasig-Laguna de Bay, Philippines	14.335474° N 121.042326° E	L-N5-WAT	13,526	4105	3295	2445	22.2
		L-N5-WAT-BL					

Note: Key for samples: L = Luzon; N1-5 = river catchment; WAT = water sample; SED = sediment sample; R1-2 = replicate samples; BL = blank sample; FP = floodplain sediment; SUR = river channel surface sediment; SUB = river channel subsurface sediment.

^aPhilippines data was obtained from Boothroyd et al. (2021).

^bRiver Basin Control Authority (2014) and Philippine Statistics Authority (2023).

^cHuffman et al. (2014).

^dNAMRIA (2021).

(Ackerman Grunfeld et al., 2024; Cousins et al., 2022) and the increased detection of PFAS in environmental matrices in the Asia-Pacific Region (Kurwadkar et al., 2022). We offer three hypotheses to explore our findings.

3.1 | PFAS transport in the Philippines catchments is constrained by connectivity and wastewater management practices

Effluents (treated and untreated) from sewage treatment plants (STPs) are one of the main sources of PFAS to rivers worldwide and an efficient transport pathway for PFAS source areas to rivers (Calore et al., 2023; Comber et al., 2020). In our study, we identified 55 STPs in the Pasig Laguna De Bay catchment but there are no STPs in the Agno, Abra, Cagayan, and Apayao-Abulog catchments as far as we are aware (NEDA (2021); Table S4). Although the population density of these four catchments is low, they still have large total populations (Table 1) served primarily by septic tanks (more than 70% of households in the Philippines are served by septic tanks) (World Bank and Australian Aid, 2013). Septic tanks are an important source of PFAS to groundwater and the unsaturated (vadose) zone between soils and groundwater can accumulate large stores of PFAS from septic tanks (Schaidler et al., 2016; Silver et al., 2023). Release of this PFAS into groundwater might not occur for decades to

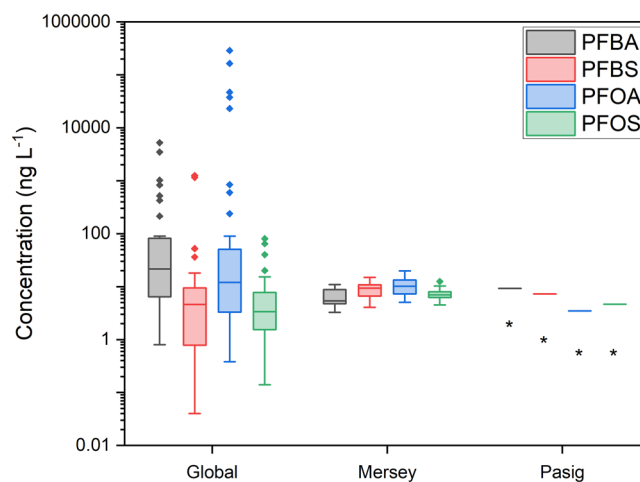


FIGURE 2 Comparison of PFAS (PFBA, PFBS, PFOA, PFOS) detected in the Pasig-Laguna de Bay River (Manila, Philippines) ($n = 1$) with the River Mersey (United Kingdom) ($n = 33$) (Byrne et al., 2024) and a global data set (mean values, $n = 47$) (Calore et al., 2023). Diamond symbols represent outliers and asterisks represent the limits of detection (LOD) for the Philippines river water analysis.

centuries, with the hydraulic time scale of transport to rivers depending on the transmissivity of the aquifer (Ascott et al., 2017). In theory, PFAS-contaminated groundwater may not yet have reached some major river systems in Luzon. It follows that at some point in the

future PFAS-contaminated groundwater may ‘break-through’ and impact river water quality, as is happening with nitrate in many countries where intensive use of fertilizers in the past has caused leaching to groundwater over decades and relatively slow transport to rivers (Abascal et al., 2022; Byrne et al., 2014).

3.2 | River catchment population density and urban extent are important controls on the occurrence of PFAS in rivers

In our study, PFAS were only detected in the Pasig River (Metro Manila). This river catchment has an average population density of 3295 persons per km² (range = ~1000 to >40,000 persons per km²) and an urban extent of 22.2% (Figure 1 and Table 1). In contrast, the Apayao-Abulog, Abra, Cagayan, and Agno catchments have average population densities ranging from 136 to 235 persons per km² and urban extents ranging from 1% to 4% (Figure 1 and Table 1). It is worth hypothesizing, therefore, that the non-detection of PFAS in four of our five study catchments in Luzon may be explained by their low population densities and urban extent. In the USA and Sweden, recent national-scale studies found people living in urban areas have higher probabilities of PFAS exposure in drinking water and soil, respectively (Smalling et al., 2023; Söregård et al., 2022). Of course, the presence of a centralized sewerage system in Metro Manila may serve to efficiently route PFAS from catchment source areas to the river, as described previously. However, only about 15% of households in Manila are connected to a sewerage system and, importantly, industrial and commercial activities are also likely to be sources of PFAS to the Pasig River (Jalilov, 2018). Furthermore, although the population density of catchments outside of Manila is low, the total population of these catchments is still large (Table 1) with clusters of high population centers served primarily by septic tanks.

3.3 | PFAS are present in Philippines rivers, but not detectable with our analytical approach

It is surprising that we did not detect PFAS in river water and sediment samples outside of Metro Manila. Our sampling campaign took place during the dry season in Luzon (November to April) when we expected solute and chemical concentrations in river water to be highest due to reduced dilution. If pollution events were transient, for example, associated with rainfall, we would expect to detect PFAS in river sediments which are more resilient to seasonal hydrological and biogeochemical processes that drive variability in river water concentrations. Although our sample sites were situated close to the catchment outlets, PFAS entering the rivers from upstream sources (e.g., groundwater or runoff from agricultural land) may have undergone dilution within the river channel, causing non-detection at our sample sites. However, the LODs for PFAS in our study were well below typical river and surface water concentrations (e.g.,

Ackerman Grunfeld et al., 2024; Byrne et al., 2024; Calore et al., 2023; Figure 2), so if PFAS were present, we would have expected to detect them. Our analytical approach utilized a targeted method to quantify concentrations of a limited number of PFAS compounds (50 in water and 20 in sediment samples). As a result, it is possible that other PFAS compounds were missed and suspect screening using non-targeted or total PFAS analysis (e.g., TOP Assay) may be preferable to confirm the presence or absence of PFAS in rivers (Ateia et al., 2023).

4 | CONCLUSIONS

In this Perspective, we report no detectable PFAS (<0.65 to <2 ng L⁻¹ in water and <1 to <20 ng g⁻¹ in sediment) in four of our five study rivers in the Philippines. This is despite concern that PFAS are ubiquitous in surface water worldwide and detection frequencies are increasing, in particular in the Asia-Pacific region. If we assume PFAS are ubiquitous in rivers, then where are they? We hypothesize that the delayed and dispersed release of PFAS into groundwater via septic tanks in low population density river catchments might explain this result. Unfortunately, as far as we are aware, no data exists on PFAS occurrence in groundwater in the Philippines. Our findings highlight the need for more representative PFAS sampling and analysis in Philippines river catchments, and more broadly throughout the Asia-Pacific region. Furthermore, in river catchments where wastewater management is dominated by septic tanks, we suggest that groundwater should be tested for PFAS, preferably using both targeted and nontargeted analytical methods.

ACKNOWLEDGEMENTS

The authors are grateful to the Natural Environment Research Council (NERC) and Department of Science and Technology - Philippine Council for Industry, Energy and Emerging Technology Research and Development (DOST-PCIEERD) project NE/W006871/1 for funding field logistics. We thank Craig MacDonnell at the University of Glasgow for assistance with map production.





DATA AVAILABILITY STATEMENT


The data used in this study is openly available.

ETHICS STATEMENT

None declared.

ORCID

Patrick Byrne  <http://orcid.org/0000-0002-2699-052X>
Emma Biles  <http://orcid.org/0000-0002-7380-1250>
Richard Williams  <https://orcid.org/0000-0001-6067-1947>
Karen A. Hudson-Edwards  <http://orcid.org/0000-0003-3965-2658>
Grigorios Vasilopoulos  <https://orcid.org/0000-0003-1519-3442>
Janice B. Sevilla-Nastor  <http://orcid.org/0000-0003-2649-841X>

Justine Perry T. Domingo  <https://orcid.org/0000-0002-9746-4930>

David Megson  <https://orcid.org/0000-0002-8881-3860>

REFERENCES

- Abascal, E., Gómez-Coma, L., Ortiz, I., & Ortiz, A. (2022). Global diagnosis of nitrate pollution in groundwater and review of removal technologies. *Science of the Total Environment*, *810*, 152233.
- Ackerman Grunfeld, D., Gilbert, D., Hou, J., Jones, A. M., Lee, M. J., Kibbey, T. C. G., & O'Carroll, D. M. (2024). Underestimated burden of per- and polyfluoroalkyl substances in global surface waters and groundwaters. *Nature Geoscience*, *17*, 340–346.
- ALS Laboratories Ltd. (2022a). The Determination of Per- and Polyfluorinated Substances (PFAS) in Water Samples by LC-MS/MS. https://www.alsenvironmental.co.uk/media-uk/method_statements/hawarden/waste-water-organics/tm337—pfas-in-waters-method-summary_9_.pdf
- ALS Laboratories Ltd. (2022b). The Determination of Per- and Polyfluorinated Substances (PFAS) in Soils by LC-MS/MS. https://www.alsenvironmental.co.uk/media-uk/method_statements/hawarden/contaminated-land-organics/tm338—pfas-in-soils-method-summary_2.pdf
- Ascott, M. J., Goody, D. C., Wang, L., Stuart, M. E., Lewis, M. A., Ward, R. S., & Binley, A. M. (2017). Global patterns of nitrate storage in the vadose zone. *Nature Communications*, *8*, 1416.
- Ateia, M., Chiang, D., Cashman, M., & Acheson, C. (2023). Total oxidizable precursor (TOP) assay—best practices, capabilities and limitations for PFAS site investigation and remediation. *Environmental Science & Technology Letters*, *10*, 292–301.
- Baluyot, J. C., Reyes, E. M., & Velarde, M. C. (2021). Per- and polyfluoroalkyl substances (PFAS) as contaminants of emerging concern in Asia's freshwater resources. *Environmental Research*, *197*, 111122.
- Boothroyd, R. J., Williams, R. D., Hoey, T. B., Barrett, B., & Prasajo, O. A. (2021). Applications of google earth engine in fluvial geomorphology for detecting river channel change. *WIREs Water*, *8*, e21496.
- Boothroyd, R. J., Williams, R. D., Hoey, T. B., MacDonell, C., Tolentino, P. L. M., Quick, L., Guardian, E. L., Reyes, J. C. M. O., Sabillo, C. J., Perez, J. E. G., & David, C. P. C. (2023). National-scale geodatabase of catchment characteristics in the Philippines for river management applications. *PLoS One*, *18*, e0281933. <https://doi.org/10.1371/journal.pone.0281933>
- Byrne, P., Binley, A., Heathwaite, A. L., Ullah, S., Heppell, C. M., Lansdown, K., Zhang, H., Trimmer, M., & Keenan, P. (2014). Control of river stage on the reactive chemistry of the hyporheic zone. *Hydrological Processes*, *28*, 4766–4779.
- Byrne, P., Mayes, W. M., James, A. L., Comber, S., Biles, E., Riley, A. L., & Runkel, R. L. (2024). PFAS river export analysis highlights the urgent need for catchment-scale mass loading data. *Environmental Science & Technology Letters*, *11*, 266–272.
- Calore, F., Guolo, P. P., Wu, J., Xu, Q., Lu, J., & Marcomini, A. (2023). Legacy and novel PFASs in wastewater, natural water, and drinking water: occurrence in Western countries vs China. *Emerging Contaminants*, *9*, 100228.
- Cathey, A. L., Nguyen, V. K., Colacino, J. A., Woodruff, T. J., Reynolds, P., & Aung, M. T. (2023). Exploratory profiles of phenols, parabens, and per- and poly-fluoroalkyl substances among NHANES study participants in association with previous cancer diagnoses. *Journal of Exposure Science & Environmental Epidemiology*, *33*, 687–698.
- Comber, S. D. W., Gardner, M. J., & Ellor, B. (2020). Seasonal variation of contaminant concentrations in wastewater treatment works effluents and river waters. *Environmental Technology*, *41*, 2716–2730.
- Cousins, I. T., Johansson, J. H., Salter, M. E., Sha, B., & Scheringer, M. (2022). Outside the safe operating space of a new planetary boundary for per- and polyfluoroalkyl substances (PFAS). *Environmental Science & Technology*, *56*, 11172–11179.
- ESRI. (2024). Elevation Coverage Map. <https://www.arcgis.com/home/item.html?id=3af669838f594b378f90c10f98e46a7f>
- Evich, M. G., Davis, M. J. B., McCord, J. P., Acrey, B., Awkerman, J. A., Knappe, D. R. U., Lindstrom, A. B., Speth, T. F., Tebes-Stevens, C., Strynar, M. J., Wang, Z., Weber, E. J., Henderson, W. M., & Washington, J. W. (2022). Per- and polyfluoroalkyl substances in the environment. *Science*, *375*, eabg9065.
- van Gerwen, M., Colicino, E., Guan, H., Dolios, G., Nadkarni, G. N., Vermeulen, R. C. H., Wolff, M. S., Arora, M., Genden, E. M., & Petrick, L. M. (2023). Per- and polyfluoroalkyl substances (PFAS) exposure and thyroid cancer risk. *EBioMedicine*, *97*, 104831.
- Global Administrative Areas. (2022). GADM database of Global Administrative Areas, version 4.1. www.gadm.org
- Glüge, J., Scheringer, M., Cousins, I. T., DeWitt, J. C., Goldenman, G., Herzke, D., Lohmann, R., Ng, C. A., Trier, X., & Wang, Z. (2020). An overview of the uses of per- and polyfluoroalkyl substances (PFAS). *Environmental Science: Processes & Impacts*, *22*, 2345–2373.
- Grandjean, P., Meddis, A., Nielsen, F., Sjödin, A., Hjorth, M. F., Astrup, A., & Budtz-Jørgensen, E. (2023). Weight loss relative associated with exposure to perfluorinated alkylate substances. *Obesity*, *31*, 1686–1696.
- Guardian, M. G. E., Boongaling, E. G., Bernardo-Boongaling, V. R. R., Gamonchuang, J., Boontongto, T., Burakham, R., Arnnok, P., & Aga, D. S. (2020). Prevalence of per- and polyfluoroalkyl substances (PFASs) in drinking and source water from two asian countries. *Chemosphere*, *256*, 127115.
- Huffman, G. J., Bolvin, D. T., Braithwaite, D., Hsu, K., Joyce, R., & Xie, P. (2014). *Integrated Multi-satellite Retrievals for GPM (IMERG), version 4.4*. NASA's Precipitation Processing Center. Accessed 15 January 2024. <ftp://arthurhou.pps.eosdis.nasa.gov/gpmdata/>
- Jalilov, S.-M. (2018). Value of clean water resources: estimating the water quality improvement in metro Manila, Philippines. *Resources*, *7*, 7010001.
- Kurwadkar, S., Dane, J., Kanel, S. R., Nadagouda, M. N., Cawdrey, R. W., Ambade, B., Struckhoff, G. C., & Wilkin, R. (2022). Per- and polyfluoroalkyl substances in water and wastewater: A critical review of their global occurrence and distribution. *Science of the Total Environment*, *809*, 151003.
- NAMRIA. (2020). Land Cover, 2021. <https://www.geoportal.gov.ph/>
- NEDA. (2021). *Volume 2: Philippine Water Supply and Sanitation Master Plan*. National Capital Region Water Supply and Sanitation Database and Regional Roadmap. https://neda.gov.ph/wp-content/uploads/2021/09/16-NCR-Databook-and-Roadmap_4June2021.pdf
- Ng, C., Cousins, I. T., DeWitt, J. C., Glüge, J., Goldenman, G., Herzke, D., Lohmann, R., Miller, M., Patton, S., Scheringer, M., Trier, X., & Wang, Z. (2021). Addressing urgent questions for PFAS in the 21st century. *Environmental Science & Technology*, *55*, 12755–12765.
- Philippine Statistics Authority. (2023). Philippine Standard Geographic Code. (PSGC) PSGC 4Q 2023 Publication Datafile 2023. <https://view.officeapps.live.com/op/view.aspx?src=https%3A%2F%2Fpsa.gov.ph%2Fsystem%2Ffiles%2Fscd%2FPSGC-4Q-2023-Publication-Datafile.xlsx&wdOrigin=BROWSELINK>
- Pitter, G., Zare Jeedi, M., Barbieri, G., Gion, M., Fabricio, A. S. C., Daprà, F., Russo, F., Fletcher, T., & Canova, C. (2020). Perfluoroalkyl substances are associated with elevated blood pressure and hypertension in highly exposed young adults. *Environmental Health*, *19*, 102.
- River Basin Control Office. Formulation of Integrated River Basin Management and Development Master Plan (IRBMDMP) for Apayao-Abulug River Basin (Final Report Executive Summary) 2014.
- Schaider, L. A., Ackerman, J. M., & Rudel, R. A. (2016). Septic systems as sources of organic wastewater compounds in domestic drinking water wells in a shallow sand and gravel aquifer. *Science of the Total Environment*, *547*, 470–481.
- Sevilla-Nastor, J., Mozo, M. J., & Villanueva-Peyraube, J. (2022). Determination of perfluorooctanoic acid and perfluorooctane

- sulfonate water quality criteria for ecosystem protection of laguna lake, Philippines. *Journal of Environmental Science and Management*, 25, 61–73.
- Sheng, N., Cui, R., Wang, J., Guo, Y., Wang, J., & Dai, J. (2018). Cytotoxicity of novel fluorinated alternatives to long-chain perfluoroalkyl substances to human liver cell line and their binding capacity to human liver fatty acid binding protein. *Archives of Toxicology*, 92, 359–369.
- Silver, M., Phelps, W., Masarik, K., Burke, K., Zhang, C., Schwartz, A., Wang, M., Nitka, A. L., Schutz, J., Trainor, T., Washington, J. W., & Rheineck, B. D. (2023). Prevalence and source tracing of PFAS in shallow groundwater used for drinking water in Wisconsin, USA. *Environmental Science & Technology*, 57, 17415–17426.
- Smalling, K. L., Romanok, K. M., Bradley, P. M., Morriss, M. C., Gray, J. L., Kanagy, L. K., Gordon, S. E., Williams, B. M., Breitmeyer, S. E., Jones, D. K., DeCicco, L. A., Eagles-Smith, C. A., & Wagner, T. (2023). Per- and polyfluoroalkyl substances (PFAS) in United States tapwater: Comparison of underserved private-well and public-supply exposures and associated health implications. *Environment International*, 178, 108033.
- Söregård, M., Kikuchi, J., Wiberg, K., & Ahrens, L. (2022). Spatial distribution and load of per- and polyfluoroalkyl substances (PFAS) in background soils in Sweden. *Chemosphere*, 295, 133944.
- Tabios, III, G. Q. (2020). *Water Resources Systems of the Philippines: Modeling Studies*. Springer.
- The World Bank Group. (2003). *Philippines Environment Monitor 2003*.
- UNEP. (2017). Global Monitoring Plan for Persistent Organic Pollutants Under the Stockholm Convention Article 16 on Effectiveness Evaluation. <http://chm.pops.int/Portals/0/download.aspx?d=UNEP-POPS-COP.8-INF-38.English.pdf>
- U.S. EPA. (2022). PFAS Structures in DSSTox. <https://comptox.epa.gov/dashboard/chemical-lists/PFASSTRUCTV5>
- U.S. EPA. (2024). Method 1633: Analysis of Per- and Polyfluoroalkyl Substances (PFAS) in Aqueous, Solid, Biosolids, and Tissue Samples by LC-MS/MS: EPA 821-R-24-001, Washington, D.C.
- World Bank and Australian Aid. (2013). *East Asia and the Pacific Urban Sanitation Review: Philippines Country Study*. World Bank and Australian Aid.
- Zhang, S., Chen, K., Li, W., Chai, Y., Zhu, J., Chu, B., Li, N., Yan, J., Zhang, S., & Yang, Y. (2021). Varied thyroid disrupting effects of perfluorooctanoic acid (PFOA) and its novel alternatives hexafluoropropylene-oxide-dimer-acid (GenX) and ammonium 4,8-dioxa-3H-perfluorononanoate (ADONA) in vitro. *Environment International*, 156, 106745.

SUPPORTING INFORMATION

Additional supporting information can be found online in the Supporting Information section at the end of this article.

How to cite this article: Byrne, P., Biles, E., Cui, L., Williams, R., Faustino-Eslava, D. V., Quick, L., Casa, M., Gonzalvo, F. I. P., Regalado, M. R. V., Cabrera, K. B. N., Tenio, K. F. C., Padrones, J., Guotana, J. M., Hudson-Edwards, K. A., Vasilopoulos, G., Coulthard, T. J., Tortajada, C., Villanueva-Peyraube, J. D., Sevilla-Nastor, J. B., ... Megson, D. (2025). Forever but not everywhere? Unexpected non-detection of per- and polyfluoroalkyl substances (PFAS) in major Philippines rivers. *River*, 1–7. <https://doi.org/10.1002/rvr.2.70002>