



# IUCN World Heritage Outlook 3

A conservation assessment of all natural  
World Heritage sites

November 2020



# About IUCN

IUCN is a membership Union uniquely composed of both government and civil society organisations. It provides public, private and non-governmental organisations with the knowledge and tools that enable human progress, economic development and nature conservation to take place together.

Created in 1948, IUCN is now the world's largest and most diverse environmental network, harnessing the knowledge, resources and reach of more than 1,400 Member organisations and some 15,000 experts. It is a leading provider of conservation data, assessments and analysis. Its broad membership enables IUCN to fill the role of incubator and trusted repository of best practices, tools and international standards.

IUCN provides a neutral space in which diverse stakeholders including governments, NGOs, scientists, businesses, local communities, indigenous peoples organisations and others can work together to forge and implement solutions to environmental challenges and achieve sustainable development.

Working with many partners and supporters, IUCN implements a large and diverse portfolio of conservation projects worldwide. Combining the latest science with the traditional knowledge of local communities, these projects work to reverse habitat loss, restore ecosystems and improve people's well-being.

[www.iucn.org](http://www.iucn.org)

[twitter.com/IUCN](https://twitter.com/IUCN)

# About the IUCN World Heritage Programme

IUCN is the official advisory body on nature to the UNESCO World Heritage Committee. Working closely with IUCN's Commissions, especially the World Commission on Protected Areas (IUCN-WCPA) and the Species Survival Commission (IUCN-SSC), IUCN Members and a range of partners, IUCN's World Heritage Programme evaluates new sites nominated to the World Heritage List, monitors the conservation of listed sites, and promotes the World Heritage Convention as a leading global instrument for conservation. The IUCN World Heritage Programme provides support, advice and training to site managers, governments, scientists and local communities.

The IUCN World Heritage Programme also initiates innovative ways to enhance the role of the World Heritage Convention in protecting the planet's biodiversity and natural heritage, and in positioning the world's most iconic places as exemplars of nature-based solutions to global challenges.

[www.iucn.org/worldheritage](http://www.iucn.org/worldheritage)

[worldheritageoutlook.iucn.org](http://worldheritageoutlook.iucn.org)

# IUCN World Heritage Outlook 3

A conservation assessment of all  
natural World Heritage sites

November 2020

The designation of geographical entities in this book, and the presentation of the material, do not imply the expression of any opinion whatsoever on the part of IUCN or other participating organisations concerning the legal status of any country, territory, or area, or of its authorities, or concerning the delimitation of its frontiers or boundaries.

The views expressed in this publication do not necessarily reflect those of IUCN or other participating organisations.

IUCN is pleased to acknowledge the support of its Framework Partners who provide core funding: Ministry for Foreign Affairs of Finland; Government of France and the French Development Agency (AFD); the Ministry of Environment, Republic of Korea; the Norwegian Agency for Development Cooperation (Norad); the Swedish International Development Cooperation Agency (Sida); the Swiss Agency for Development and Cooperation (SDC) and the United States Department of State.

This publication has been made possible by funding from the MAVA Foundation.

Published by: IUCN, Gland, Switzerland

Copyright: © 2020 IUCN, International Union for Conservation of Nature and Natural Resources

Reproduction of this publication for educational or other non-commercial purposes is authorised without prior written permission from the copyright holder provided the source is fully acknowledged.

Reproduction of this publication for resale or other commercial purposes is prohibited without prior written permission of the copyright holder.

Citation: Osipova, E., Emslie-Smith, M., Osti, M., Murai, M., Åberg, U., Shadie, P. (2020). *IUCN World Heritage Outlook 3: A conservation assessment of all natural World Heritage sites, November 2020*. Gland, Switzerland: IUCN. x + 90pp.

ISBN: 978-2-8317-2085-2 (PDF)

978-2-8317-2086-9 (print)

DOI: <https://doi.org/10.2305/IUCN.CH.2020.16.en>

Cover photo: © Frans Lanting/National Geographic Creative

Layout by: Guildesign, Dublin, Ireland ([www.guiledesign.com](http://www.guiledesign.com))

Printed by: Langham Press

Available from: IUCN, International Union for Conservation of Nature

World Heritage Programme

Rue Mauverney 28

1196 Gland, Switzerland

[worldheritageoutlook.iucn.org](http://worldheritageoutlook.iucn.org)

[worldheritageoutlook@iucn.org](mailto:worldheritageoutlook@iucn.org)

[www.iucn.org/resources/publications](http://www.iucn.org/resources/publications)

*The text of this book is printed on paper made from wood fibre from well-managed forests certified in accordance with the rules of the Forest Stewardship Council (FSC).*



# Contents

<b>Foreword</b> .....	v
<b>Executive summary</b> .....	vii
<b>Acknowledgements</b> .....	x
<b>Introduction</b> .....	1
<b>Methodology</b> .....	3
<b>Global Outlook</b> .....	6
Overview.....	8
Good.....	13
Good with some concerns .....	15
Significant concern.....	19
Critical.....	22
Values .....	23
Threats.....	27
Protection and management .....	31
<b>Regional Outlook</b> .....	34
Regional Outlook: Africa.....	34
Regional Outlook: Arab States .....	40
Regional Outlook: Asia .....	46
Regional Outlook: Oceania.....	52
Regional Outlook: Europe.....	58
Regional Outlook: North America.....	64
Regional Outlook: Mesoamerica and the Caribbean.....	70
Regional Outlook: South America .....	76
Regional comparison.....	82
<b>Key findings and conclusions</b> .....	85
<b>References</b> .....	87
<b>World map</b> .....	88
<b>Credits</b> .....	90



# Foreword


The year 2020 should be remembered as a tipping point in the history of humankind. A time when our ability to act collectively in the face of uncertainty has been tested to its limits and when, confronted with tragedy, we transformed our lives to protect each other, often at great cost. In the midst of the COVID-19 pandemic, we must look to a brighter future, a future where we stand together and work as one for the common good.

This testing time comes as the international community determines a new course of action to preserve the diversity of life on Earth through the Post-2020 Global Biodiversity Framework. Led by the UN's Convention on Biological Diversity, we are taking stock of progress towards the Aichi Targets set in 2010, and agreeing new targets and indicators for the next decade and beyond. The World Heritage Convention, created in 1972 and with 194 signatories, can shape this process. The Convention embodies our ambition to pass the planet's most precious places undamaged from one generation to the next. Understanding our ability to honour these commitments will surely be the ultimate test for our vision of "Living in Harmony with Nature" by 2050.

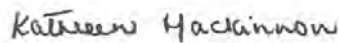
The IUCN World Heritage Outlook assesses the conservation prospects of all natural World Heritage sites: designated as such because they harbour irreplaceable ecosystems and provide habitats critical to the survival of globally threatened species. Examining the successes and challenges of preserving these places is an indicator of what is happening to biodiversity more broadly. IUCN's assessment shows whether current conservation measures are sufficient, if more must be done, and where.

The conclusions of *IUCN World Heritage Outlook 3* are somewhat sobering. Climate change is now the most prevalent threat to natural World Heritage sites and the harm caused to these sites by the pandemic's disruption is becoming clear. Since the previous assessment in 2017, more sites have deteriorated than have improved and, whilst we should celebrate the successes, the threats sites face are escalating. There is much work to be done to secure the conservation in perpetuity of them all.

The great wealth of information brought together for *IUCN World Heritage Outlook 3*, and the expertise needed to interpret it, are testimony to IUCN's unique ability to mobilise its Members, partners and Commission experts. The report is the work of hundreds, including many from IUCN's World Commission on Protected Areas and Species Survival Commission. The sites they have assessed are celebrated as places so valuable that they transcend national boundaries, cultures and generations. In these uncertain times, we hope everyone can look to these awe-inspiring places as proof of our collective commitment to conserving life on Earth.



**Bruno Oberle**  
Director General,  
IUCN



**Kathy MacKinnon,**  
Chair,  
IUCN World Commission on Protected Areas



**Jon Paul Rodriguez**  
Chair,  
IUCN Species Survival Commission







## Executive summary

This report, *IUCN World Heritage Outlook 3*, builds on three cycles of Conservation Outlook Assessments undertaken since 2014. It presents the main results for 2020, but also some longer-term trends based on a comparison of three data sets now available. As such, it can serve as an indicator of the effectiveness of protected and conserved areas at a time when the international community seeks to measure progress towards global biodiversity targets and defines the Post-2020 Global Biodiversity Framework.

Focusing on the natural values for which sites are inscribed, threats to these values, and the effectiveness of actions to protect them, the IUCN World Heritage Outlook assesses the conservation prospects of all natural World Heritage sites. These sites are globally recognised as the most significant natural areas on Earth and their conservation must meet the high standards of the World Heritage Convention. Our ability to conserve these sites is thus a litmus test for the broader success of conservation worldwide. Securing a positive outlook for these sites is a priority, as expressed in the Promise of Sydney carried by IUCN's World Parks Congress in 2014.

The IUCN World Heritage Outlook includes two equally-important components: a website ([worldheritageoutlook.iucn.org](http://worldheritageoutlook.iucn.org)) providing detailed assessments for each site, and a regular report – which we present here – summarising global and regional results. Key findings of the *IUCN World Heritage Outlook 3* are presented below. Readers are encouraged to explore online assessments to discover the depth of information and many stories of conservation on the ground.

### Since 2017 more sites deteriorated than improved

A comparison between 2017 and 2020 shows that a total of 24 sites changed their overall conservation outlook, with 16 deteriorating and only 8 improving. This is a marked shift in the pattern from 2017, when almost equal numbers of sites either improved (14) or deteriorated (12) compared to 2014. Worryingly, two sites have entered the critical category since 2017: the Great Barrier Reef (Australia) and the Islands and Protected Areas of the Gulf of California (Mexico).

When considering changes over the three assessments cycles since 2014, approximately 17% of all natural sites changed their conservation outlook at least once. Of these less than half showed improvements. For a few sites, the trends have fluctuated in either direction, as their conservation outlook changed both between 2014 and 2017, and between 2017 and 2020.



## **Threats to natural World Heritage sites continue to increase**

The IUCN World Heritage Outlook assesses both current threats where impact is already visible, and potential threats which could affect a site in the future, using a standard classification of threat categories. The 2020 results show that almost all categories of threats are occurring in an increasing number of natural World Heritage sites.

### ***Climate change tops the list of threats***

Climate change continues to affect more and more natural World Heritage sites. In 2014, the IUCN World Heritage Outlook identified climate change as the most significant potential threat and in 2017, it became the fastest growing threat. In 2020, climate change has become the most prevalent current threat. Overall, it is assessed as a high or a very high threat in 83 out of 252 sites. Climate change also still remains by far the largest potential threat.

The manifold impacts of climate change – increasing frequency and severity of fires, coral bleaching, damage from severe weather events, droughts, to name a few – are often accompanied by other threats. For some sites, such combination of threats has resulted in a deteriorated conservation outlook.

### ***Invasive alien species and tourism impacts follow climate***

Invasive alien species, which was assessed as the most common threat both in 2014 and 2017, follows closely behind climate change as the second most common current threat in 2020. It is followed by impacts from a range of threats derived from human activities: tourism visitation, hunting, fishing, fires and livestock grazing.

### ***The top three current threats are not the same in each region***

While the top three current threats globally have remained the same as in 2017, significant regional differences were observed in 2020. Direct resource use (hunting and/or fishing) is becoming one of the most prevalent high or very high threats in Africa, Asia and Mesoamerica and the Caribbean. Solid waste has moved up to the top three most prevalent current threats in the Arab States, which is particularly associated with plastic pollution of marine areas. In South America livestock grazing moved up to the top three most common threats. The drivers of these threats to World Heritage are different in different regions and call for a more bespoke approach to threat abatement and mitigation.

## **The effectiveness of protection and management remains of concern**

The 2020 results for all 252 natural World Heritage sites show that just 50% of sites have effective or highly effective protection and management overall. When comparing the 228 sites, for which three data sets are now available, this represents a slight improvement since 2017 (48%). The percentage of sites with overall effective management has increased in Europe, Asia, South America and the Arab States when compared to 2017.

However, it is alarming that absolutely critical aspects of protection and management, such as sustainable financing, effective enforcement, staffing, and general management effectiveness consistently show as of serious concern. Sustainable finance emerged as the most recurring issue rated as of serious concern in 2017 and it remains so in 2020. This signals that much more commitment is needed to adequately resource the protection and management of the world's most precious and irreplaceable places – never more important than in a climate of increasing threats.

## The overall outlook for natural World Heritage sites is not improving

The global World Heritage Outlook in 2020 remains similar to that in 2017 and 2014 with a positive conservation outlook (“good” or “good with some concerns”) for only 63% of sites, an outlook of “significant concern” for 30% and a “critical” status for 7%. These results are for the 252 natural and mixed (both cultural and natural) World Heritage sites listed as of November 2020, including 11 sites inscribed on the World Heritage List since the last report. While individual conservation successes have happened in a number of sites, overall this picture shows that much more is required to meet the ambition of improving conservation outlook for all natural World Heritage.

When comparing results for the 228 sites inscribed on the World Heritage List up to 2014, for which comparisons between three assessments can now be made, we see that the number of sites whose conservation outlook is assessed as “good” continues to decrease (from 47 to 43 to 40 in 2014, 2017 and 2020, respectively). While this represents a fraction of all sites, it is detecting a concerning trajectory: even the most pristine, and in many cases well-managed, natural sites are facing threats, either from climate change or increasing development pressures in their broader surroundings.

## The COVID-19 pandemic causes revenue loss and increased risk of poaching

A picture is emerging of the initial impacts on sites from the Coronavirus disease (COVID-19) pandemic. The *IUCN World Heritage Outlook 3* assessment cycle started before COVID-19 became globally widespread, so the issue could not be recorded systematically for all sites. Nevertheless, more than 50 sites have recorded actual or potential impacts from COVID-19 to date.

Some assessments note positive aspects stemming from the pandemic, most notably a decrease in pressure from tourism visitation on natural ecosystems. However, negative factors are numerous. The closing of sites to tourism causes significant loss of revenue and livelihoods. Limits to in-person staffing leads to reduced control over illegal activities. These factors are increasing the risk of wildlife poaching and illegal use of natural resources, with incidents recorded in some sites since the pandemic.

## Positive examples show that conservation works

There is still a majority of sites assessed with a positive conservation outlook (47 “good” and 112 “good with some concerns”). These sites provide examples of best practice, demonstrating the potential of World Heritage sites in addressing complex challenges. The many stories of determination and success happening on the ground are detailed in the 252 Conservation Outlook Assessments available online on [worldheritageoutlook.iucn.org](https://worldheritageoutlook.iucn.org).

# Acknowledgements

The IUCN World Heritage Outlook is underpinned by the knowledge and expertise of hundreds of experts and organisations, without whom this report, and the assessments on which it is based, would not have been possible. We are extremely grateful for the in-depth work of the many hundreds of assessors and reviewers who have contributed to this report.

Input to the IUCN World Heritage Outlook draws widely from across IUCN's networks, including members of IUCN's World Commission on Protected Areas (WCPA), the IUCN Species Survival Commission (SSC), IUCN Member organisations, IUCN regional and country offices, as well as a vast array of other stakeholders involved in the conservation and management of natural World Heritage sites. IUCN is particularly grateful to all site managers who provided inputs and information that helped update assessments.

We give special thanks to IUCN World Heritage Outlook Partners – currently the African Wildlife Foundation (AWF), BirdLife International, Canadian Parks and Wilderness Society (CPAWS), Fauna and Flora International (FFI), Frankfurt Zoological Society (FZS), Wildlife Conservation Society (WCS), World Heritage Watch, WWF, and the Zoological Society of London (ZSL) – who have committed to addressing the conservation issues in natural World Heritage sites. We encourage other governmental, non-governmental bodies and the private sector to follow their lead in helping to assure the long-term protection of the planet's priceless natural World Heritage.

We also thank our colleagues in the UNESCO World Heritage Centre, ICOMOS and ICCROM for their collaboration in the preparation of State of Conservation documentation for the World Heritage Committee, which provides an invaluable information base for many sites that are discussed in this report.

We thank the following individuals who have provided advice and expertise on shaping the IUCN World Heritage Outlook methodology over the last six years: Tim Badman, Patricia Cremona, Jon Day, Naomi Doak, Craig Hilton-Taylor, Ackbar Joolia, Susanna Lindeman, Geoffroy Mauvais, Steffen Opiel, Scott Perkin, Peter Shadie, Kevin Smith, Andrej Sovinc and Sue Stolton. We thank the members of the IUCN Regional Review Groups, as well as the IUCN World Heritage Panel who have been instrumental in ensuring quality and consistency across all assessments. We also thank the reviewers of this report, Cyril Kormos and Thierry Lefebvre, and substantive editor, Bastian Bertzky, for bringing their respective expertise and oversight to this report.

IUCN thanks the members of the IUCN World Heritage Programme for their work in drawing together the Conservation Outlook Assessments, Ulrika Åberg, Jean-Baptiste Bosson, Matthew Emslie-Smith, Mizuki Murai and Katherine Zischka. We thank Célia Zwahlen for communications expertise in copy editing this report, and Matea Osti for leading the technical development of the IUCN World Heritage Outlook system, in coordination with our partner Eau de Web, whose support allowed the hundreds of assessors, reviewers and other contributors to complete the Conservation Outlook Assessments effectively online.

IUCN gives special mention and thanks to Elena Osipova, IUCN World Heritage Outlook Coordinator, whose commitment and skill in managing each and every element of this 2020 Outlook assessment process is sincerely appreciated.

Finally, IUCN acknowledges with sincere thanks the MAVA Foundation, who have engaged consistently with IUCN in pioneering new approaches to our work supporting World Heritage conservation, and whose generous financial support has made the IUCN World Heritage Outlook possible.

# Introduction

Given their high profile and visibility on the international stage, natural World Heritage sites provide a window into the successes and challenges on the frontlines of conservation. Monitoring them is therefore an extremely important barometer of the effectiveness of the global community's overall effort to address conservation challenges. The World Heritage Convention includes such monitoring mechanisms, which the IUCN World Heritage Outlook complements in a unique way by assessing all natural World Heritage sites together at a given point in time – first in 2014, then 2017, and now 2020.

With three sets of data over a six-year period now available (IUCN, 2020), this report, *IUCN World Heritage Outlook 3*, provides an opportunity to identify evolving trends in the global status of natural World Heritage. As such, it can be used as a metric to track progress towards achieving better conservation outcomes for natural World Heritage sites over time. Results from the IUCN World Heritage Outlook are already contributing to action on the ground and improved conservation outcomes. It is IUCN's hope that these assessments continue to drive specific actions on the ground to conserve the critical values of natural World Heritage sites, and optimise their contribution to human well-being.

While the COVID-19 pandemic has sent shock waves around the world, the foundations sustaining life on Earth remain in peril. The state of the planet's life support systems has been chronicled in several landmark high-level reports since the last update of the IUCN World Heritage Outlook in 2017. These include assessments from the Intergovernmental Panel on Climate Change (IPCC), Intergovernmental Science-Policy Platform on Biodiversity and Ecosystem Services (IPBES), and the fifth edition of the Global Biodiversity Outlook by the Convention on Biological Diversity (CBD), to name a few. These reports all show that we face an unprecedented global environmental crisis that is accelerating fast and calls for urgent, collective and transformative action.

The World Heritage Convention is uniquely placed to meet this challenge by protecting those places that have high biodiversity, functional habitats and high ecosystem integrity. World Heritage, with its powerful influence, can therefore play a decisive role in protecting nature and can be pivotal in climate change mitigation and adaptation.

## Protecting the priceless

World Heritage sites are internationally recognised areas of Outstanding Universal Value (OUV) – places so valuable that the importance of their conservation transcends boundaries, cultures and generations. These exceptional places – 1,121 in total at the time of writing – shape humanity's collective sense of identity and belonging; they inspire hope and replenishment even in the most trying times, like those we have been experiencing with the COVID-19 pandemic.

Natural World Heritage sites are celebrated as the most significant protected areas on Earth, boasting large intact land and seascapes. There are 252 natural sites inscribed as of the date of publication of this report, including 39 sites classified as "mixed" (natural and cultural), which hereafter we refer together simply as natural World Heritage sites. While the number of these sites is relatively small, they cover over 369 million hectares of land and sea, an area larger than the size of India. Their coverage represents about 8% of the total area covered by more than 259,000 protected areas globally.

These are areas of stunning natural beauty, places which harbour unique and endangered species and teach us about Earth's history: the healthy ecosystems of the Okavango Delta (Botswana) or the Central Amazon Conservation Complex (Brazil) and their rich biodiversity; traces of the past in Wadi Al-Hitan (Egypt); huge areas of land, such as Qinghai Hoh Xil (China), or of sea, like in the French Austral Lands and Seas (France). Each of these areas is special in its own way and provides a unique set of benefits and ecosystem services. Collectively, they make a substantial contribution to global biodiversity conservation, sustainable development, solutions to climate change, and ultimately the quality of life on Earth.

## Objectives

This report provides an overview of the main conservation issues that natural World Heritage sites are facing, and the trends and changes observed over the last six years. It presents an inventory of sites under each category – good, good with some concerns, significant concern and critical – and reveals global results on sites' state of natural values, threats and protection and management. Finally, it breaks down the results across different regions of the world.

Beyond the global and regional trends presented in this report, each individual Conservation Outlook Assessment, accessible at [worldheritageoutlook.iucn.org](http://worldheritageoutlook.iucn.org), provides a unique insight into the challenges, opportunities, successes and benefits of conserving these special places.

The main objectives of the IUCN World Heritage Outlook are to:

- Track the state of conservation of all natural World Heritage sites over time and raise awareness of their importance for biodiversity conservation.
- Recognise well-managed sites for their conservation efforts and encourage the transfer of good management practices between sites.
- Identify the most pressing conservation issues affecting natural World Heritage sites and the actions needed to remedy those issues, thereby informing the international community, including IUCN, its Members and partners.
- Understand and communicate the benefits of World Heritage sites for local and global communities, for example in providing livelihoods and sustaining healthy ecosystems, at a time of fast-moving environmental, economic and humanitarian crises.



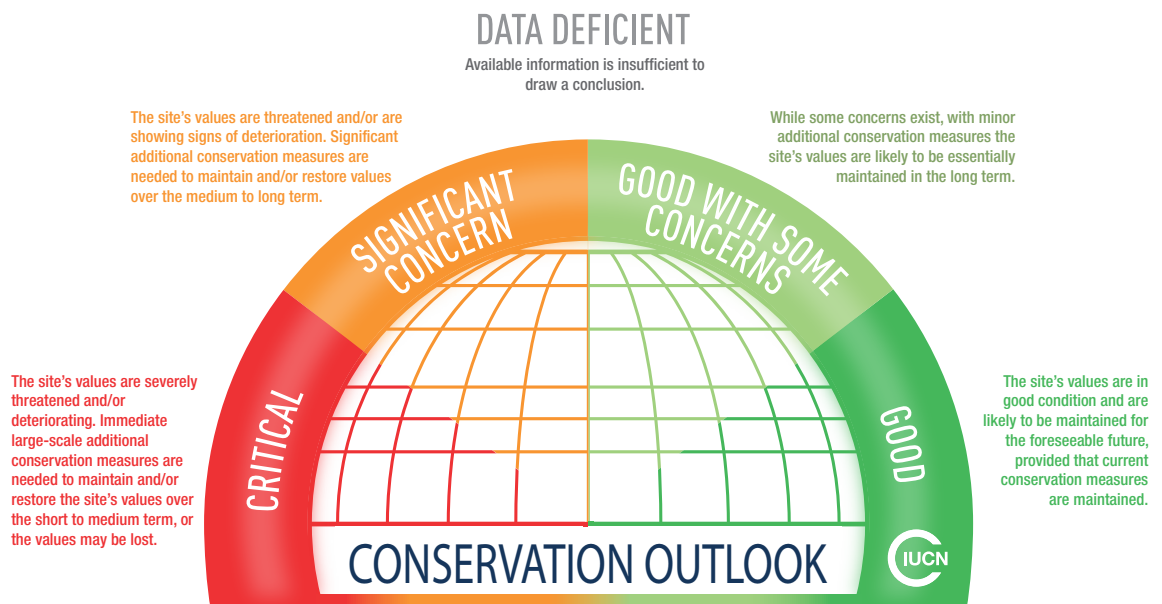
# Methodology

The IUCN World Heritage Outlook is unique in its assessment of all natural World Heritage sites simultaneously, every three years. It is thus the only global assessment of natural World Heritage taken at a single point in time. As mentioned above, by natural World Heritage sites we mean both natural and mixed (natural and cultural) sites. While components of the methodology have evolved with each subsequent cycle, the underlying assessment framework has remained the same since 2014 (IUCN, 2020a), thereby allowing for consistency and comparability of data between cycles.

Much more than a report, the IUCN World Heritage Outlook consists of individual Conservation Outlook Assessments prepared for each natural World Heritage site (IUCN, 2020), available online at [worldheritageoutlook.iucn.org](http://worldheritageoutlook.iucn.org). The Conservation Outlook Assessments provide a projection of whether a site is likely to conserve its World Heritage values over time based on the assessment of:

- The current state and trend of values
- The threats affecting those values
- The effectiveness of protection and management

Based on the assessment of these key elements, the overall conservation outlook for a particular site is assessed against four rating categories. Where insufficient data is available to draw a conclusion, a site may be categorised as “data deficient”. The Conservation Outlook Assessments also compile additional information on the specific benefits that each site provides, and on active projects in and around the site; however, this data does not influence the rating.



The standardised methodology for the Conservation Outlook Assessments was developed by IUCN in 2011 by an IUCN-led technical advisory group. The methodology draws on a wide range of existing methodologies for protected area assessments, including:

- Methodologies and frameworks for management effectiveness of protected areas, developed by IUCN's World Commission on Protected Areas (Hockings et al., 2006)
- Lessons learned from the assessment framework developed for the Great Barrier Reef Outlook report (Great Barrier Reef Marine Park Authority, 2009)
- The Enhancing Our Heritage Toolkit (Hockings et al., 2008)
- The Managing Natural World Heritage Manual (Stolton et al., 2012)
- The World Heritage Periodic Reporting questionnaire (Cycles II and III) (UNESCO, 2008; 2018)

Following the 2017 assessment cycle, the methodology was further refined by IUCN based on feedback collected during the assessment cycle. Some threat categories have been simplified (e.g. "hunting (commercial/subsistence)" and "poaching" fields from 2017 have been combined into one "hunting and trapping" category), while a new function to distinguish between legal and illegal activities has been introduced for biological resource use types (hunting and trapping, fishing, logging). Some threats can now also be reported at the species level (e.g. invasive alien species, or those targeted by biological resource use). This adaptive approach to the methodology is intended to enable the improvement of the IUCN World Heritage Outlook methodology over time, but in a manner that ensures assessments are consistent and comparable between cycles.

All Conservation Outlook Assessments are desk-based and no new site visits are undertaken. The assessments are completed by experts based on their own knowledge of a site and on information from sources including, but not limited to: IUCN's knowledge base on natural World Heritage sites; official and publicly available documents on the UNESCO World Heritage Centre's website (such as State of Conservation reports, mission reports etc.); existing management effectiveness evaluations and other relevant management documents; scientific articles; and information gathered through consultation with a wide range of knowledge-holders, including site managers and management authorities.

Each type of information source has its different strengths and limitations in terms of depth, coverage and quality. Assessments help identify information gaps which, if filled, will aid future assessments. The source information for each Conservation Outlook Assessment is listed on the IUCN World Heritage Outlook website.

The Conservation Outlook Assessments undertaken in 2014 established a baseline for monitoring the conservation outlook of sites over time, with the 2017 update providing the first opportunity for comparison. The 2020 update represents the second update of assessments, and allows for the identification of longer-term trends and changes in the conservation outlook of natural World Heritage sites since 2014. This report focuses predominantly on recent changes (i.e. between 2017 and 2020); however, an overview of global trends since 2014 is provided for values, threats, protection and management, and overall conservation outlook of sites.

## **Consultation process**

The consultation process is indispensable to the IUCN World Heritage Outlook to ensure that Conservation Outlook Assessments are as accurate as possible, up to date and focused on the most pressing issues.

All assessments are publicly available online on [worldheritageoutlook.iucn.org](https://worldheritageoutlook.iucn.org) and comments are welcome at any time through an online feedback form. Full details of the Conservation Outlook Assessment methodology are also available on the website.

A range of knowledge-holders are informed and invited to take part in the consultation process. They typically include:

- IUCN Commission members, in particular those of IUCN's World Commission on Protected Areas and Species Survival Commission
- IUCN Secretariat, which is spread across global headquarters, 11 regional offices and more than 50 country offices
- Site managers and stakeholders involved in the management of sites (including IUCN Member organisations, government authorities, non-governmental organisations, community groups, and international agencies)
- Researchers and the scientific community

Each assessment undergoes multiple internal and external reviews before finalisation. Draft assessments, prepared by assessors selected for their knowledge of a site, are first reviewed internally to verify that they meet the required standards. Inputs are then sought from external peer reviewers. Following this, all assessments are reviewed by IUCN's operational regions. These regional review groups consist of the IUCN WCPA Regional Vice-Chairs, representatives of the IUCN regional offices, and regional specialists for World Heritage. A final draft is then prepared for each Conservation Outlook Assessment, incorporating feedback received, and wherever possible site managers are invited to fact check, provide updates and comments, which are then also considered for the final version of the assessment. The IUCN World Heritage Panel, composed of experts specialised in the field of natural World Heritage, provides final approval of all completed assessments.

#### Main steps in the IUCN World Heritage Outlook consultation process



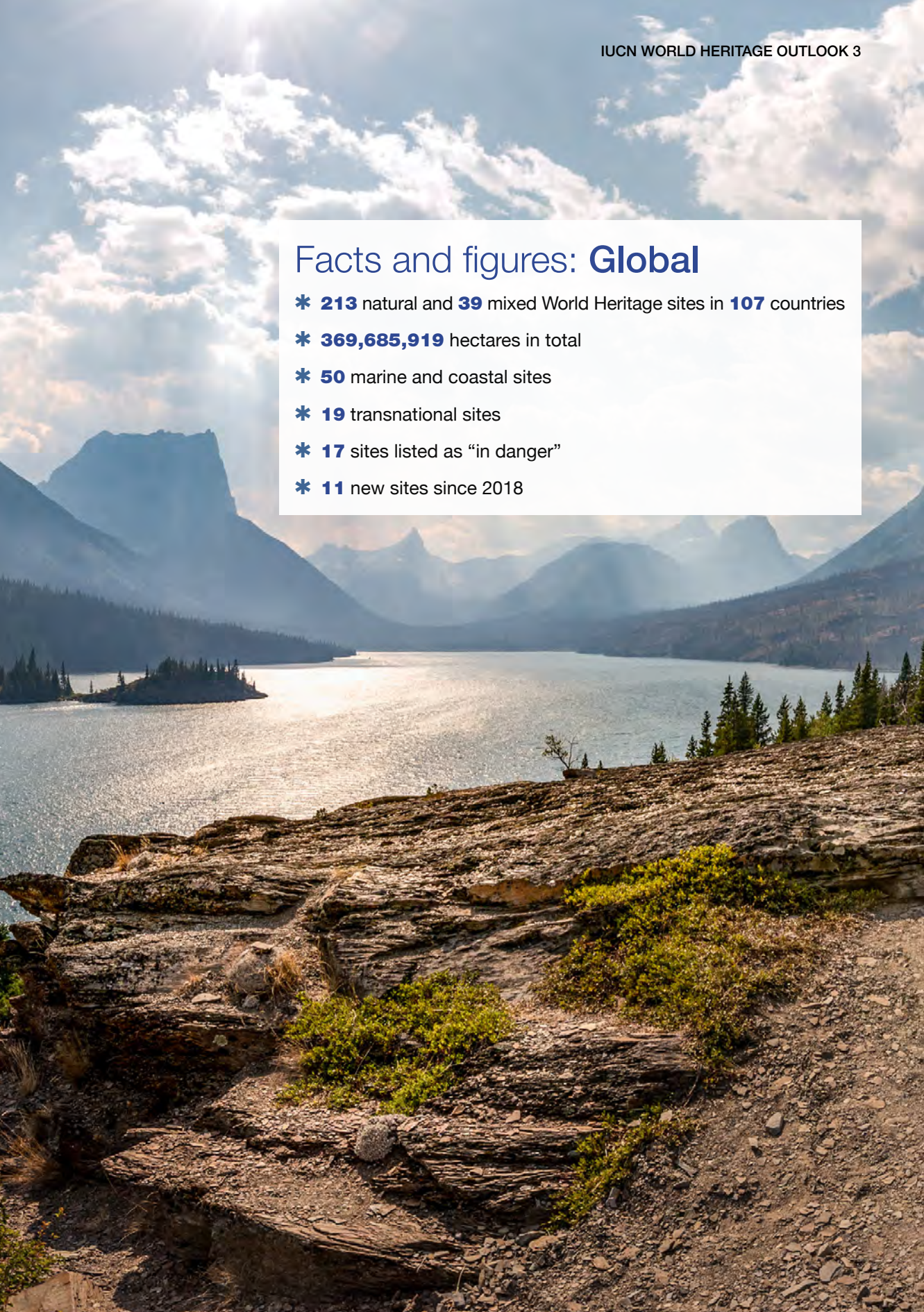


# Global Outlook



## Facts and figures: **Global**

- \* **213** natural and **39** mixed World Heritage sites in **107** countries
- \* **369,685,919** hectares in total
- \* **50** marine and coastal sites
- \* **19** transnational sites
- \* **17** sites listed as “in danger”
- \* **11** new sites since 2018





# Overview

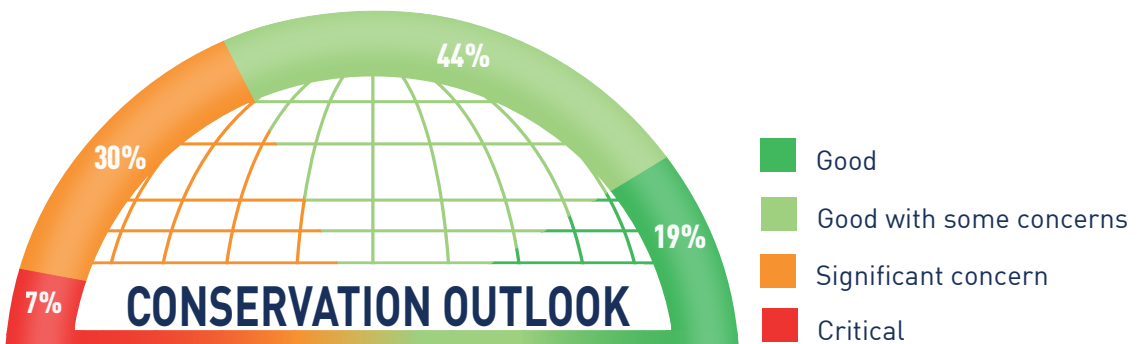
The IUCN World Heritage Outlook provides a global assessment of natural World Heritage, based on data from Conservation Outlook Assessments for every natural site on the World Heritage List. In 2014, it provided the first such assessment for the 228 sites, at the time, classified as natural and mixed (natural and cultural). In 2017, the *IUCN World Heritage Outlook 2* included Conservation Outlook Assessments for 241 sites, and since then another 11 sites from nine countries have been inscribed on the World Heritage List, bringing the current total number of natural and mixed sites to 252.

This chapter presents the main findings from the 2020 Conservation Outlook Assessments, providing the overall results for all 252 natural sites currently listed, and a comparison of results for the 228 sites for which there are now three sets of assessments available (2014, 2017 and 2020).

## Overall results

The results of the *IUCN World Heritage Outlook 3* indicate that for 63%<sup>1</sup> of all sites (159) the conservation outlook is either “good” or “good with some concerns”, while for 30% (75 sites) the outlook is of “significant concern”, and for 7% (18 sites) it is assessed as “critical”.

Figure 1. Conservation outlook 2020 for all 252 natural World Heritage sites



The conservation outlook for natural World Heritage sites in 2020 is similar to the overall results in 2017, with a 1% decrease in sites assessed as either “good” or “good with some concerns” between 2017 and 2020. It shows that conservation prospects remain positive for almost two-thirds of all natural sites, while also indicating that further significant efforts are required to improve the outlook of many sites.

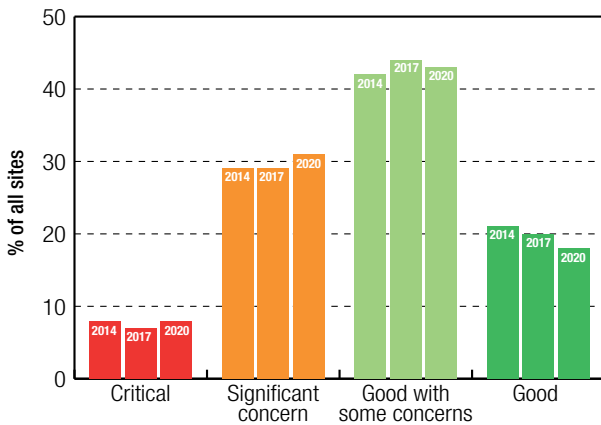
## Results over time

Looking at the comparative results of the 228 sites for which three sets of data are now available (Figure 2), the conservation outlook of these sites in 2020 remains similar to that of 2017 and 2014, with the exception of a small, but sustained decrease in sites assessed as “good”.

A more detailed analysis shows that, for the sites that have followed a trajectory from “good” to “good with some concerns” since 2014 (7 sites), values have deteriorated (from good to low concern), while threats have increased (including in three cases from low to high). However, these threats often originate beyond the sites’ boundaries. In Ningaloo Coast and Shark Bay (both in Australia), Swiss Alps Jungfrau-Aletsch (Switzerland) and Papahānaumokuākea (USA), such outside threats are associated with increasing impacts of climate change; in Tsingy de Bemaraha Strict Nature Reserve (Madagascar), Gunung Mulu National Park (Malaysia) and Škocjan Caves (Slovenia), they rather stem from increasing development pressures in the sites’ surroundings.

1. All figures in this report were rounded to the closest whole number

Figure 2. Conservation outlook of sites in 2014, 2017 and 2020, for the 228 sites for which three sets of data are now available



### Changes since 2017 assessments

A comparison between 2017 and 2020 shows that a total of 24 sites changed their overall conservation outlook, with 16 deteriorating and only 8 improving. This is a marked difference from 2017, when almost equal numbers of sites improved or deteriorated: 14 improvements and 12 deteriorations in the overall conservation outlook were observed compared to 2014.

Despite this prevailing negative trend, the cases where the conservation outlook has improved provide important proof that, where concerted conservation action is applied, successful outcomes ensue.

Figure 3. Sites with an improved conservation outlook since 2017



## **Wadi Al-Hitan – IUCN Green List at the heart of an improved conservation outlook**

*Wadi Al-Hitan (Whale Valley) is a geological World Heritage site in Egypt that demonstrates an iconic evolutionary process in the record of life on Earth: the transition of whales from land-based to ocean-going mammals.*

In 2018, the site was listed on the IUCN Green List of Protected and Conserved Areas, a global standard of best practice providing certification for areas that are effectively managed and fairly governed. To be on this list, sites must demonstrate good governance, sound design and planning, effective management, and successful conservation outcomes.

In their assessment of Wadi Al-Hitan, experts of the IUCN Green List noted the site “is managed ‘with love’ by the staff members, who are qualified, committed and excelling in their work”. Efforts invested by these staff and other stakeholders led, among other things, to an updated management plan in 2019 for the wider Wadi El-Rayan Protected Area, in which Wadi Al-Hitan is located. A buffer zone around the World Heritage area has been identified to protect fossilised skeletons from threats (such as visitation and traffic), provide additional safeguards, and facilitate management.

Wadi Al-Hitan’s achievement in meeting the IUCN Green List standard helped inform its 2020 Conservation Outlook Assessment. The improvement in these essential elements of the site’s management are reflected in the transition of Wadi Al-Hitan’s conservation outlook from “good with some concerns” in 2017 to “good” in 2020.

The reasons leading to these positive cases range from better management, decreasing threats, and improved state of values, to a combination of these elements. In Laurisilva of Madeira (Portugal) and Wadi Al-Hitan (Egypt, see text box above), improved management responses to existing threats were decisive factors. Reduced pressure from tourism and infrastructure development projects drove a more positive outlook in the Giant’s Causeway and Causeway Coast (UK), Trang An Landscape Complex (Viet Nam) and Wulingyuan Scenic and Historic Interest Area (China). In Península Valdés (Argentina), positive trends in the populations of key species resulting from a decrease in threats, led to an improved rating. Finally in Comoé National Park (Côte d’Ivoire), the conservation outlook continued to improve thanks to a combination of reduced threats and the associated positive ongoing recovery of values.

Between 2014 and 2020, the conservation outlook of 43 sites in total changed at least once. Of these, in 18 cases the conservation outlook improved and in 25 cases it deteriorated. For a few sites the trends have fluctuated in either direction, as their conservation outlook changed both between 2014 and 2017, and between 2017 and 2020. Sites whose conservation outlook first deteriorated, then improved again, indicate the sensitivity of sites to changing threats and management attention, and provide interesting examples of factors of success. In Península Valdés (Argentina), the population of southern right whale, for which the site is a globally significant breeding ground, has been increasing following unusually high levels of whale mortality recorded previously. In Wadi Al-Hitan (Egypt), management significantly improved, which was also recognised by its inclusion on the IUCN Green List of Protected and Conserved Areas in 2018.

A successful case is Comoé National Park (Côte d’Ivoire), which has shown continued improvement across three assessment cycles, improving from “critical” in 2014 to “significant concern” in 2017 and to “good with some concerns” in 2020.

## Comoé National Park

*Comoé National Park was inscribed on the World Heritage List in 1983 under biodiversity criteria (ix) and (x). It covers over one million hectares in north-east Côte d'Ivoire, making it one of the largest protected areas in Africa. The landscape is shaped by the Comoé River, which cuts across 270 km of the site and gives rise to a remarkable variety of transitional habitats, creating unique communities comprised of hundreds of plant and animal species.*

In 2017, the IUCN World Heritage Outlook recognised the improved conservation outlook of Comoé National Park as it moved from “critical” to “significant concern”, following the site’s removal from the List of World Heritage in Danger in 2017. The political situation had stabilised in the country since 2012 and, thanks to international support and increased conservation actions on the ground, it was possible again to resume conservation work and expand the presence of staff on the ground.

This positive trajectory has continued since 2017. While the 2020 Conservation Outlook Assessment of Comoé National Park acknowledges that some threats remain, the site’s values have continued to improve as a result of continued conservation efforts. These include increased patrolling, capacity building activities and engagement of local communities in the park’s management. The positive impact of such actions is evidenced by the presence of stable populations of chimpanzees, elephants and buffalos, as well as the reported return of some rare bird species that had not been seen for many years.

This continued improvement in the site’s values has resulted in its overall more positive conservation outlook, which is now assessed as “good with some concerns”.

An example of a variable trend is W-Arly-Pendjari Complex (Benin, Burkina Faso, Niger). Its conservation outlook improved between 2014 and 2017 following the significant transboundary extension of the site, which provided a more robust framework for the conservation of its values across a much larger transboundary area. However, the conservation outlook for this site has since deteriorated again due to increased threats associated with the security situation in the region, and the lack of effective protection and management in a significant portion of the site.

### Newly inscribed sites

Natural sites inscribed on the World Heritage List since the last cycle show mixed results in terms of their conservation outlook, as was the case in 2017. This confirms that even new sites that should, by definition, have met the stringent requirements to warrant World Heritage listing, can face serious concerns including significant threats and ineffective protection and management. This is the case of the Migratory Bird Sanctuaries along the Coast of the Yellow Sea-Bohai Gulf of China (China) inscribed in 2019, when IUCN’s recommendation was to defer the inscription pending resolution of a number of issues related to integrity, protection and management. Several significant concerns persist at this site, resulting in a conservation outlook of “significant concern”.

Table 1. Conservation outlook for 11 sites inscribed between 2018 and 2020

Site	Country	Region	Inscription year	Conservation Outlook 2020
Barberton Makhonjwa Mountains	South Africa	Africa	2018	Good with some concerns
Chaîne des Puys - Limagne fault tectonic arena	France	Europe	2018	Good with some concerns
Chiribiquete National Park – “The Maloca of the Jaguar”	Colombia	South America	2018	Good with some concerns
Fanjingshan	China	Asia	2018	Good with some concerns
French Austral Lands and Seas	France	Europe	2019	Good
Hyrceanian Forests	Iran	Asia	2019	Significant concern
Migratory Bird Sanctuaries along the Coast of Yellow Sea-Bohai Gulf of China (Phase I)	China	Asia	2019	Significant concern
Paraty and Ilha Grande – Culture and Biodiversity	Brazil	South America	2019	Good with some concerns
Pimachiowin Aki	Canada	North America	2018	Good
Tehuacán-Cuicatlán Valley: originary habitat of Mesoamerica	Mexico	Mesoamerica and the Caribbean	2018	Good with some concerns
Vatnajökull National Park - Dynamic Nature of Fire and Ice	Iceland	Europe	2019	Good

The following sections include an overview of sites in each of the overall conservation outlook categories (“good”, “good with some concerns”, “significant concern” and “critical”). Each of these categories not only shows the potential for a site to preserve its values, but also indicates the urgency of measures that need to be taken in order to improve the conservation outlook and ensure long-term conservation of all sites.



# Good

If a site has a “good” conservation outlook, it indicates that its values are currently in good condition and are likely to be maintained for the foreseeable future, provided that current conservation measures are maintained. Some threats to the site’s values might exist and it is therefore essential that effective management efforts are maintained in order to ensure the site’s conservation in the long term. It is important that World Heritage sites with a good outlook maintain their current performance, and serve as examples of good management practices. The *IUCN World Heritage Outlook 3* assesses the following 47 sites to have a good conservation outlook:

Country	Site
Australia	Australian Fossil Mammal Sites (Riversleigh / Naracoorte)
Hungary, Slovakia	Caves of Aggtelek Karst and Slovak Karst
China	Chengjiang Fossil Site
China	China Danxia
Canada	Dinosaur Provincial Park
UK	Dorset and East Devon Coast
France	★ French Austral Lands and Seas
USA	Hawaii Volcanoes National Park
Australia	Heard and McDonald Islands
Finland, Sweden	High Coast / Kvarken Archipelago
Argentina	Ischigualasto-Talampaya Natural Parks
Republic of Korea	Jeju Volcanic Island and Lava Tubes
Canada	Joggins Fossil Cliffs
India	Khangchendzonga National Park
Chad	Lakes of Ounianga
Sweden	Laponian Area
Russian Federation	Lena Pillars Nature Park
Australia	Lord Howe Island Group
Argentina	Los Alerces National Park
Iran	Lut Desert
Germany	Messel Pit Fossil Site
Canada	Miguasha National Park
Canada	Mistaken Point
Italy, Switzerland	Monte San Giorgio
China	Mount Emei Scenic Area, including Leshan Giant Buddha Scenic Area
Italy	Mount Etna
Philippines	Mount Hamiguitan Range Wildlife Sanctuary
China	Mount Huangshan

## OUTLOOK: GOOD

Country	Site
China	Mount Sanqingshan National Park
Namibia	Namib Sand Sea
New Zealand	New Zealand Sub-Antarctic Islands
Canada	★ Pimachiowin Aki
Australia	Purnululu National Park
Russian Federation	Putorana Plateau
Japan	Shirakami-Sanchi
UK	St Kilda
Denmark	Stevns Klint
Iceland	Surtsey
Switzerland	Swiss Tectonic Arena Sardona
Spain	Teide National Park
New Zealand	Tongariro National Park
Australia	Uluru-Kata Tjuta National Park
Iceland	★ Vatnajökull National Park - Dynamic Nature of Fire and Ice
Denmark, Germany, Netherlands	Wadden Sea
Egypt	▲ Wadi Al-Hitan (Whale Valley)
Norway	West Norwegian Fjords – Geirangerfjord and Nærøyfjord
Australia	Willandra Lakes Region

▲ The conservation outlook improved since 2017    ▼ The conservation outlook deteriorated since 2017

★ New site inscribed on the World Heritage List since 2018

Sites with an improved conservation outlook since 2017\*

Site	Country	Conservation Outlook 2017	Conservation Outlook 2020	Values	Threats	Protection and management
Wadi Al-Hitan (Whale Valley)	Egypt	Good with some concerns	Good	→	→	↗

\* The columns Values, Threats and Protection and Management show the change in these aspects (arrows) and the 2020 rating (colours)





# Good with some concerns

If a site's conservation outlook is “good with some concerns”, it indicates that its values are currently in good condition and are likely to be maintained in the long term, provided that minor additional conservation measures are put in place to address existing concerns. It is hoped that these sites will address these issues and seek to move to an improved conservation outlook in future assessments. The *IUCN World Heritage Outlook 3* assesses the following 112 sites to have a conservation outlook that is good with some concerns:

Country	Site
Seychelles	Aldabra Atoll
Cuba	Alejandro de Humboldt National Park
Mexico	Archipiélago de Revillagigedo
South Africa	★ Barberton Makhonjwa Mountains
Jamaica	Blue and John Crow Mountains
Uganda	Bwindi Impenetrable National Park
Canada	Canadian Rocky Mountain Parks
South Africa	Cape Floral Region Protected Areas
USA	Carlsbad Caverns National Park
Brazil	Central Amazon Conservation Complex
Russian Federation	Central Sikhote-Alin
Suriname	Central Suriname Nature Reserve
Brazil	Cerrado Protected Areas: Chapada dos Veadeiros and Emas National Parks
France	★ Chaîne des Puys - Limagne fault tectonic arena
Colombia	★ Chiribiquete National Park – “The Maloca of the Jaguar”
Côte d'Ivoire	▲ Comoé National Park
Romania	Danube Delta
Cuba	Desembarco del Granma National Park
Gabon	Ecosystem and Relict Cultural Landscape of Lopé-Okanda
Mexico	El Pinacate and Gran Desierto de Altar Biosphere Reserve
China	★ Fanjingshan
Australia	Fraser Island
UK	▲ Giant's Causeway and Causeway Coast
Russian Federation	Golden Mountains of Altai
Turkey	Göreme National Park and the Rock Sites of Cappadocia
USA	Grand Canyon National Park
India	Great Himalayan National Park Conservation Area
USA	Great Smoky Mountains National Park
Canada	Gros Morne National Park
France	Gulf of Porto: Calanche of Piana, Gulf of Girolata, Scandola Reserve

## OUTLOOK: GOOD WITH SOME CONCERNS

Country	Site
Malaysia	▼ Gunung Mulu National Park
Viet Nam	Ha Long Bay
Turkey	Hierapolis-Pamukkale
China	Huanglong Scenic and Historic Interest Area
China	Hubei Shennongjia
Denmark	Ilulissat Icefjord
South Africa	iSimangaliso Wetland Park
Italy	Isole Eolie (Aeolian Islands)
China	Jiuzhaigou Valley Scenic and Historic Interest Area
India	Kaziranga National Park
India	Keoladeo National Park
Tanzania	Kilimanjaro National Park
Malaysia	Kinabalu Park
Canada, USA	Kluane / Wrangell-St Elias / Glacier Bay / Tatshenshini-Alsek
France	Lagoons of New Caledonia: Reef Diversity and Associated Ecosystems
Mongolia, Russian Federation	Landscapes of Dauria
Portugal	▲ Laurisilva of Madeira
Argentina	Los Glaciares National Park
Australia	Macquarie Island
Colombia	Malpelo Fauna and Flora Sanctuary
USA	Mammoth Cave National Park
Greece	Meteora
Dominica	Morne Trois Pitons National Park
Zambia, Zimbabwe	Mosi-oa-Tunya / Victoria Falls
Greece	Mount Athos
Kenya	Mount Kenya National Park/Natural Forest
China	Mount Taishan
China	Mount Wuyi
Canada	Nahanni National Park
India	Nanda Devi and Valley of Flowers National Parks
Tanzania	Ngorongoro Conservation Area
Australia	▼ Ningaloo Coast
Bolivia	Noel Kempff Mercado National Park
Japan	Ogasawara Islands
Botswana	Okavango Delta
USA	Olympic National Park
USA	▼ Papahānaumokuākea
Brazil	★ Paraty and Ilha Grande – Culture and Biodiversity
Argentina	▲ Península Valdés
Kiribati	Phoenix Islands Protected Area
Philippines	Puerto-Princesa Subterranean River National Park
France, Spain	Pyrénées - Mont Perdu
China	Qinghai Hoh Xil
USA	Redwood National and State Parks
Peru	Rio Abiseo National Park
Palau	Rock Islands Southern Lagoon
Uganda	Rwenzori Mountains National Park

Country	Site
Sudan	Sanganeb Marine National Park and Dungonab Bay – Mukkawar Island Marine National Park
Ecuador	Sangay National Park
Kazakhstan	Saryarka – Steppe and Lakes of Northern Kazakhstan
Australia	▼ Shark Bay, Western Australia
Japan	Shiretoko
Mexico	Sian Ka'an
China	Sichuan Giant Panda Sanctuaries – Wolong, Mount Siguniang & Jiajin Mountains
Slovenia	Škocjan Caves
China	South China Karst
Bulgaria	Srebarna Nature Reserve
India	Sundarbans National Park
Switzerland	Swiss Alps Jungfrau-Aletsch
Côte d'Ivoire	Taï National Park
Tajikistan	Tajik National Park (Mountains of the Pamirs)
Australia	Tasmanian Wilderness
Algeria	Tassili n'Ajjer
New Zealand	Te Wahipounamu – South West New Zealand
Mexico	★ Tehuacán-Cuicatlán Valley: originary habitat of Mesoamerica
Italy	The Dolomites
Thailand	Thungyai-Huai Kha Khaeng Wildlife Sanctuaries
Guatemala	Tikal National Park
Viet Nam	▲ Trang An Landscape Complex
Madagascar	Tsingy de Bemaraha Strict Nature Reserve
Philippines	Tubbataha Reefs Natural Park
Indonesia	Ujung Kulon National Park
Mongolia, Russian Federation	Uvs Nuur Basin
Seychelles	Vallée de Mai Nature Reserve
Jordan	Wadi Rum Protected Area
Canada, USA	Waterton-Glacier International Peace Park
Mexico	Whale Sanctuary of El Vizcaíno
China	▲ Wulingyuan Scenic and Historic Interest Area
China	Xinjiang Tianshan
Japan	Yakushima
USA	Yellowstone National Park
USA	Yosemite National Park

▲ The conservation outlook improved since 2017    ▼ The conservation outlook deteriorated since 2017

★ New site inscribed on the World Heritage List since 2018

#### Sites with an improved conservation outlook since 2017\*

Site	Country	Conservation Outlook 2017	Conservation Outlook 2020	Values	Threats	Protection and management
Comoé National Park	Côte d'Ivoire	Significant concern	Good with some concerns	↗	→	→
Giant's Causeway and Causeway Coast	UK	Significant concern	Good with some concerns	→	↘	→
Laurisilva of Madeira	Portugal	Significant concern	Good with some concerns	↗	→	↗
Península Valdés	Argentina	Significant concern	Good with some concerns	↗	↘	→
Trang An Landscape Complex	Viet Nam	Significant concern	Good with some concerns	↗	↘	→
Wulingyuan Scenic and Historic Interest Area	China	Significant concern	Good with some concerns	↗	→	→

#### Sites with a deteriorated conservation outlook since 2017

Site	Country	Conservation Outlook 2017	Conservation Outlook 2020	Values	Threats	Protection and management
Gunung Mulu National Park	Malaysia	Good	Good with some concerns	↘	→	↘
Ningaloo Coast	Australia	Good	Good with some concerns	→	↗	→
Papahānaumokuākea	USA	Good	Good with some concerns	→	↗	→
Shark Bay, Western Australia	Australia	Good	Good with some concerns	↘	↗	→

\* The columns Values, Threats and Protection and Management show the change in these aspects (arrows) and the 2020 rating (colours)



# Significant concern

If a site's conservation outlook is of "significant concern", its values are considered to be threatened by a number of current and/or potential threats, with significant additional conservation measures being required to preserve these values over the medium to long term. The specific threats and protection and management issues vary across sites and this is discussed in more detail in the next two chapters. The *IUCN World Heritage Outlook 3* assesses the following 75 sites to have a conservation outlook that is of significant concern.

Country	Site
<b>Albania, Austria, Belgium, Bulgaria, Croatia, Germany, Italy, Romania, Slovakia, Slovenia, Spain, Ukraine</b>	Ancient and Primeval Beech Forests of the Carpathians and Other Regions of Europe
<b>Mexico</b>	Ancient Maya City and Protected Tropical Forests of Calakmul, Campeche
<b>Costa Rica</b>	Area de Conservación Guanacaste
<b>Brazil</b>	Atlantic Forest Southeast Reserves
<b>Mauritania</b>	Banc d'Arguin National Park
<b>Belize</b>	Belize Barrier Reef Reserve System
<b>Belarus, Poland</b>	Białowieża Forest
<b>Brazil</b>	▼ Brazilian Atlantic Islands: Fernando de Noronha and Atol das Rocas Reserves
<b>Venezuela</b>	Canaima National Park
<b>Sri Lanka</b>	▼ Central Highlands of Sri Lanka
<b>Nepal</b>	Chitwan National Park
<b>Mali</b>	Cliff of Bandiagara (Land of the Dogons)
<b>Costa Rica</b>	Cocos Island National Park
<b>Panama</b>	Coiba National Park and its Special Zone of Marine Protection
<b>Panama</b>	Darién National Park
<b>Brazil</b>	Discovery Coast Atlantic Forest Reserves
<b>Senegal</b>	Djoudj National Bird Sanctuary
<b>Spain</b>	Doñana National Park
<b>Thailand</b>	Dong Phrayayen-Khao Yai Forest Complex
<b>Montenegro</b>	Durmitor National Park
<b>Chad</b>	Ennedi Massif: Natural and Cultural Landscape
<b>Ecuador</b>	Galápagos Islands
<b>Spain</b>	Garajonay National Park
<b>Australia</b>	▼ Gondwana Rainforests of Australia
<b>UK</b>	Gough and Inaccessible Islands
<b>Australia</b>	▼ Greater Blue Mountains Area
<b>UK</b>	Henderson Island
<b>Peru</b>	Historic Sanctuary of Machu Picchu

## OUTLOOK: SIGNIFICANT CONCERN

Country	Site
Peru	Huascarán National Park
Iran	★ Hyrcanian Forests
Spain	Ibiza: Biodiversity and Culture
Tunisia	▼ Ichkeul National Park
Brazil	Iguaçu National Park
Argentina	Iguazú National Park
Australia	Kakadu National Park
Kenya	▼ Kenya Lake System in the Great Rift Valley
Indonesia	Komodo National Park
Russian Federation	Lake Baikal
Malawi	Lake Malawi National Park
Indonesia	Lorentz National Park
Colombia	Los Katios National Park
Lesotho, South Africa	▼ Maloti-Drakensberg Park
Zimbabwe	Mana Pools National Park, Sapi and Chewore Safari Areas
India	Manas Wildlife Sanctuary
Peru	Manú National Park
China	★ Migratory Bird Sanctuaries along the Coast of Yellow Sea-Bohai Gulf of China (Phase I)
Mexico	▲ Monarch Butterfly Biosphere Reserve
Albania, North Macedonia	Natural and Cultural Heritage of the Ohrid region
Russian Federation	Natural System of Wrangel Island Reserve
Brazil	Pantanal Conservation Area
Viet Nam	▼ Phong Nha-Ke Bang National Park
Bulgaria	Pirin National Park
Saint Lucia	Pitons Management Area
France	Pitons, cirques and remparts of Reunion Island
Croatia	Plitvice Lakes National Park
Madagascar	Rainforests of the Atsinanana
Nepal	Sagarmatha National Park
Cameroon, Central African Republic, Congo	Sangha Trinational
Tanzania	▼ Serengeti National Park
Ethiopia	Simien National Park
Sri Lanka	Sinharaja Forest Reserve
Yemen	Socotra Archipelago
Costa Rica, Panama	Talamanca Range-La Amistad Reserves / La Amistad National Park
Iraq	The Ahwar of Southern Iraq: Refuge of Biodiversity and the Relict Landscape of the Mesopotamian Cities
Bangladesh	The Sundarbans
China	Three Parallel Rivers of Yunnan Protected Areas
Russian Federation	Virgin Komi Forests
Russian Federation	Volcanoes of Kamchatka
South Africa	Vredefort Dome
Benin, Burkina Faso, Niger	▼ W-Arly-Pendjari Complex
Russian Federation	Western Caucasus
India	Western Ghats
Kazakhstan, Kyrgyzstan, Uzbekistan	Western Tien-Shan
Australia	Wet Tropics of Queensland
Canada	Wood Buffalo National Park

▲ The conservation outlook improved since 2017    ▼ The conservation outlook deteriorated since 2017

★ New site inscribed on the World Heritage List since 2018



## Sites with an improved conservation outlook since 2017\*

Site	Country	Conservation Outlook 2017	Conservation Outlook 2020	Values	Threats	Protection and management
Monarch Butterfly Biosphere Reserve	Mexico	Critical	Significant concern	↗	→	→

## Sites with a deteriorated conservation outlook since 2017

Site	Country	Conservation Outlook 2017	Conservation Outlook 2020	Values	Threats	Protection and management
Brazilian Atlantic Islands: Fernando de Noronha and Atol das Rocas Reserves	Brazil	Good with some concerns	Significant concern	↘	→	→
Central Highlands of Sri Lanka	Sri Lanka	Good with some concerns	Significant concern	↘	↗	→
Gondwana Rainforests of Australia	Australia	Good with some concerns	Significant concern	↘	→	↗
Greater Blue Mountains Area	Australia	Good with some concerns	Significant concern	↘	→	→
Ichkeul National Park	Tunisia	Good with some concerns	Significant concern	→	→	→
Kenya Lake System in the Great Rift Valley	Kenya	Good with some concerns	Significant concern	↘	↗	↘
Maloti-Drakensberg Park	Lesotho, South Africa	Good with some concerns	Significant concern	↘	↗	↘
Phong Nha-Ke Bang National Park	Viet Nam	Good with some concerns	Significant concern	↘	→	→
Serengeti National Park	Tanzania	Good with some concerns	Significant concern	→	↗	→
W-Arly-Pendjari Complex	Benin, Burkina Faso, Niger	Good with some concerns	Significant concern	→	↗	→

\* The columns Values, Threats and Protection and Management show the change in these aspects (arrows) and the 2020 rating (colours)



# Critical

Sites with a “critical” conservation outlook are severely threatened and require urgent, additional and large-scale conservation measures, or their values may be lost. These sites face a range of threats and in many cases have low capacity to address them. Often, however, the issues span national borders and international attention is urgently needed to help mitigate those threats and prevent these sites from irreversibly losing their values. Many of these sites are included on the List of World Heritage in Danger. They should be the highest priority for conservation action within the World Heritage Convention. While one site has moved out of a critical outlook since 2017, two new entries are now on the list below. The *IUCN World Heritage Outlook 3* assesses the following 18 sites to have a critical conservation outlook.

Country	Site
Niger	Air and Ténéré Natural Reserves
Cameroon	Dja Faunal Reserve
Solomon Islands	East Rennell
USA	Everglades National Park
Democratic Republic of the Congo	Garamba National Park
Australia	▼ Great Barrier Reef
Mexico	▼ Islands and Protected Areas of the Gulf of California
Democratic Republic of the Congo	Kahuzi-Biéga National Park
Kenya	Lake Turkana National Parks
Central African Republic	Manovo-Gounda St Floris National Park
Côte d'Ivoire, Guinea	Mount Nimba Strict Nature Reserve
Senegal	Niokolo-Koba National Park
Democratic Republic of the Congo	Okapi Wildlife Reserve
Honduras	Río Plátano Biosphere Reserve
Democratic Republic of the Congo	Salonga National Park
Tanzania	Selous Game Reserve
Indonesia	Tropical Rainforest Heritage of Sumatra
Democratic Republic of the Congo	Virunga National Park

▲ The conservation outlook improved since 2017    ▼ The conservation outlook deteriorated since 2017

### Sites with a deteriorated conservation outlook since 2017\*

Site	Country	Conservation Outlook 2017	Conservation Outlook 2020	Values	Threats	Protection and management
Great Barrier Reef	Australia	Significant concern	Critical	↘	→	→
Islands and Protected Areas of the Gulf of California	Mexico	Significant concern	Critical	↘	→	→

\* The columns Values, Threats and Protection and Management show the change in these aspects (arrows) and the 2020 rating (colours)

# Values

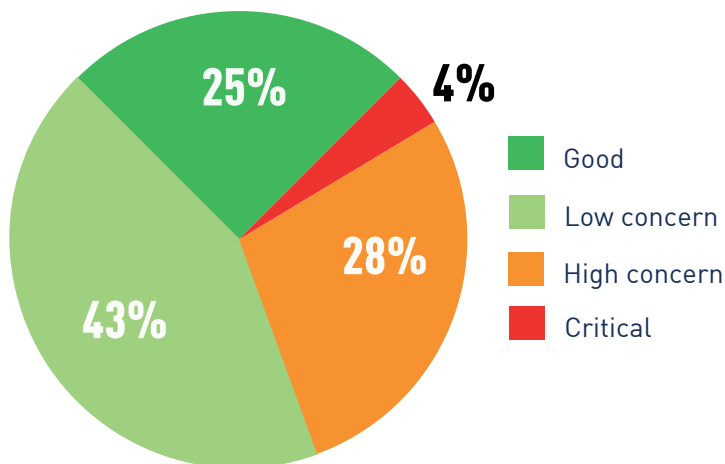
The concept of Outstanding Universal Value (OUV) is central to the World Heritage Convention. OUV is defined as “cultural and/or natural significance which is so exceptional as to transcend national boundaries and to be of common importance for present and future generations of all humanity” (UNESCO, 2019).

Four criteria of Outstanding Universal Value, out of a total of 10, refer to natural values. Criterion (vii) recognises outstanding natural beauty and exceptional phenomena; criterion (viii) geoheritage; while criteria (ix) and (x) are linked to biodiversity, i.e. ecosystems and species. A site can be inscribed under one or several criteria, including cultural criteria, in which case it is defined as a “mixed” site. The IUCN World Heritage Outlook only considers natural values.

The IUCN World Heritage Outlook identifies and describes one or several values under each criterion for which a site is inscribed (e.g. “endemic mammal species”, “the most dramatic known manifestation of the phenomenon of insect migration”). The current state of these values is then assessed against four possible categories: good, low concern, high concern or critical.

Overall, the state of World Heritage values in 68% of sites is considered to be good or of low concern, while in 28% the state of values is of high concern and in 4% critical.

**Figure 4. Overall state of values of all natural World Heritage sites in 2020 (n=252).**



Compared with overall ratings presented in Conservation Outlook Assessments, the assessment of World Heritage “values” specifically shows better results. In 60 sites, values were rated differently than their overall conservation outlook, and in the majority of them (50), the values’ assessment showed lower concern.

The reasons for this are likely to differ between sites and there are a number of hypotheses. In some cases, this could be due to values staying resilient despite the pressures they are under. In other cases, values may benefit from effective protection and management strategies to mitigate high threats, but those same threats impact the overall conservation outlook rating. Conversely, concerns over insufficient protection and management, which are reflected in the Conservation Outlook Assessment, may not yet have had significant impacts on the values, but could in the future if not addressed. Finally the growing and emerging new threats identified in this report, do not yet impact on the values, so there are both opportunities and risks for the future.

It is important to recall that Conservation Outlook Assessments offer a forward-looking analysis, projecting into the future the likelihood that sites will retain their OUV. In several cases there will be a lag time between the current situation and a future state.

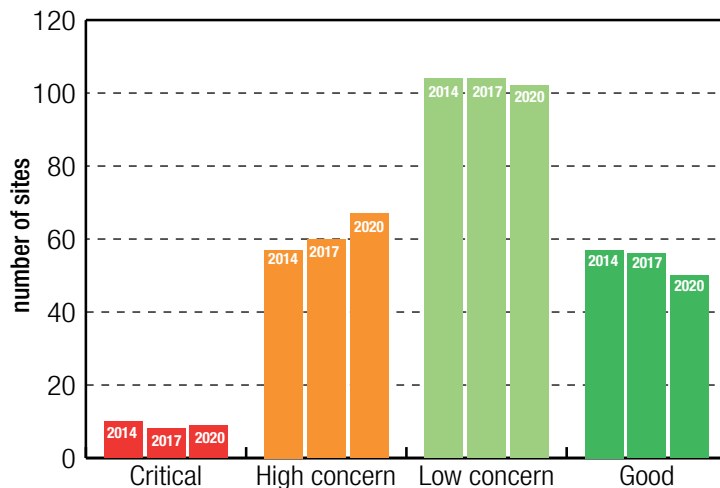
## The four natural criteria for World Heritage status

To be deemed of Outstanding Universal Value a site needs to meet one or more of the World Heritage criteria. Criteria (vii)-(x) are applied to natural sites:

- (vii) contain superlative natural phenomena or areas of exceptional natural beauty and aesthetic importance;
- (viii) be outstanding examples representing major stages of Earth's history, including the record of life, significant on-going geological processes in the development of landforms, or significant geomorphic or physiographic features;
- (ix) be outstanding examples representing significant on-going ecological and biological processes in the evolution and development of terrestrial, fresh water, coastal and marine ecosystems and communities of plants and animals;
- (x) contain the most important and significant natural habitats for in-situ conservation of biological diversity, including those containing threatened species of Outstanding Universal Value from the point of view of science or conservation (UNESCO, 2019).

A comparison between 2014, 2017 and 2020 for the 228 sites, for which three data sets are now available, shows a continued decrease in the number of sites whose values were assessed as being in a good state overall. This trend is consistent with the comparison of overall conservation outlook over time, discussed above and shown in Figure 2. It is cause for concern should this declining trend continue, as it signals that even the most intact and well-managed sites are not immune to pressures. We need more, not fewer, sites demonstrating the benefits of good practice to achieve improved conservation outcomes.

Figure 5. Overall state of values of all natural World Heritage sites in 2014, 2017 and 2020



When considering values associated with different criteria, the results are similar to previous assessment cycles: the biodiversity values – criteria (ix) referring to ecological processes, and (x) to species and habitats – continue to be more often assessed as of high concern or critical than values related to exceptional natural beauty (criterion vii) and geology (criterion viii).

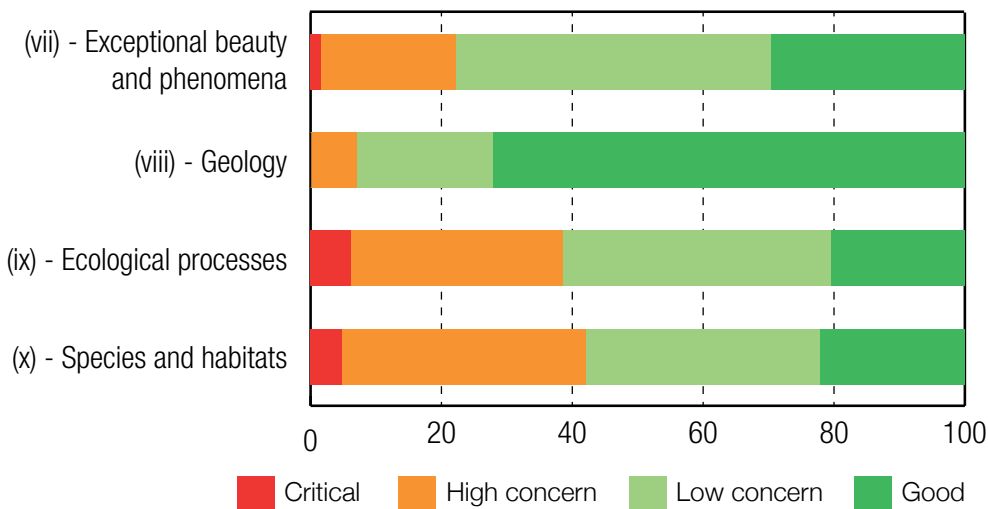
While overall the picture is very similar to that in 2017, the situation has slightly worsened for values recognised for their importance for species under criterion (x). Only 58% of values related to species and habitats are assessed to be in a good state or of low concern in 2020, compared to 62% in 2017.

## Vallée de Mai Nature Reserve (Seychelles) – effective action for the endemic coco-de-mer

Vallée de Mai Nature Reserve was inscribed on the World Heritage List in 1983 under all four natural criteria. Criterion (x) recognises the site as the world's stronghold for several endemic palm trees – species found nowhere else on Earth, including the Endangered coco-de-mer (*Lodoicea maldivica*). The palm forest provides refuge for a number of endemic animals, including the Seychelles black parrot (*Coracopsis barklyi*), assessed as Vulnerable by the IUCN Red List of Threatened Species.

Thanks to effective action to protect its unique biodiversity, the site has succeeded in maintaining a conservation outlook assessed as "good with some concerns". Measures targeting illegal collection of palm nuts, and renewed efforts invested in monitoring and research to support science-based decision-making, have all contributed to improve the site's protection and management in recent years.

Figure 6. State of World Heritage values associated with different criteria of all 252 natural World Heritage sites in 2020.



### Biodiversity values

Natural World Heritage sites, particularly those inscribed under criteria (ix) and (x) are highly important for the protection of globally endangered and endemic species. Many of these sites represent the last hope for the preservation of some iconic species of flora and fauna. Biodiversity and ecosystem integrity are also fundamental as they underpin important ecosystem services, which are now more important than ever as the world is facing an unprecedented global environmental crisis.

While the data above (Figure 6) shows that these values are the most affected ones, many natural sites offer examples of effective management for species conservation and offer solutions that can be replicated elsewhere.

### Different threats for different values

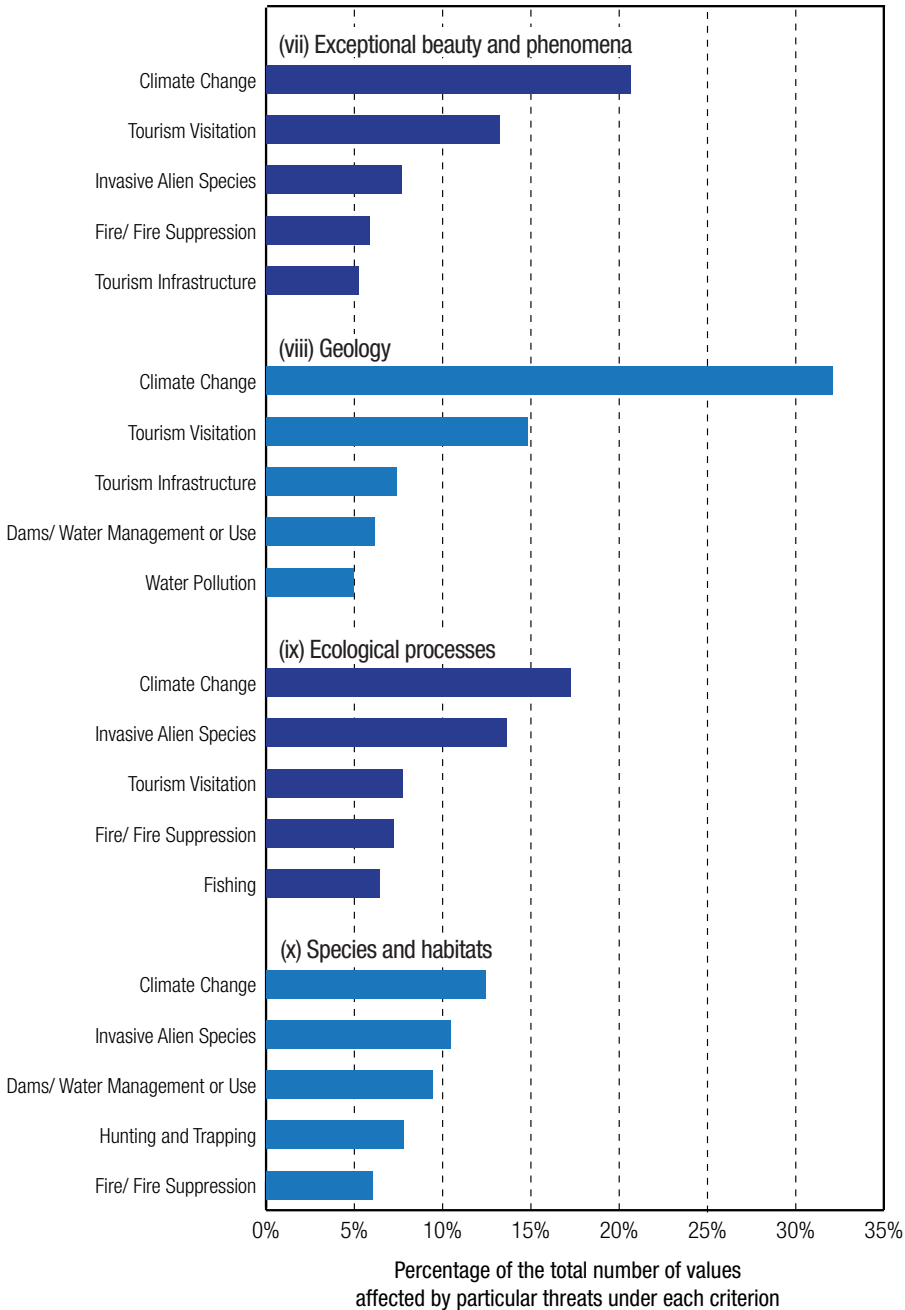
This report presents the first analysis of how the different criteria of World Heritage values face a particular set of threats. The following chapter describes in greater detail results on the threats identified in the Conservation Outlook Assessments.

Climate change emerges as the most common threat for all types of natural World Heritage values. It is followed by invasive alien species in the case of biodiversity-related values (criteria ix and x). In the case of species and habitats (criterion x), this is followed by dams and in the case of ecological processes (criterion ix), by impacts of visitation.



Impacts of visitation is also the second most common current threat affecting values under criteria (vii) (exceptional beauty and phenomena) and (viii) (geology). While geological values are generally more robust and have fewer cases of high or very high threat (the figure below represents a percentage of the total number of values affected by threats under each criterion, noting that each criterion has a different number of sites and values associated with it), it is notable that climate change represents such a prominent threat even for these values.

Figure 7. Top five most common threats assessed as high or very high for values under different criteria



# Threats

The IUCN World Heritage Outlook identifies and evaluates current and potential threats affecting natural World Heritage sites. Current threats refer to activities or factors that have an immediately apparent impact affecting a site's values, such as built infrastructure, invasive alien species, tourism or natural disasters, while potential threats refer to planned activities or evolving trends that could have a future impact if they materialise, such as infrastructure projects or rising global temperatures. For each identified threat, its level is assessed against four possible categories: very low, low, high or very high.

The threats classification used for the IUCN World Heritage Outlook is adapted from the Open Standards for the Practice of Conservation threats classification<sup>2</sup> (version 1), a classification widely used in the field of nature conservation, including by the IUCN Red List of Threatened Species. The Open Standards' classification features broad categories of threats (e.g. geological events), which are then divided into further sub-categories (e.g. volcanoes, earthquakes/tsunamis, avalanches/landslides).

The *IUCN World Heritage Outlook 3* shows that natural World Heritage sites are increasingly facing a wide range of threats and pressures. The two sub-sections below provide a comparison between 2014, 2017 and 2020 assessments of current and potential threats affecting the 228 sites inscribed on the World Heritage List up to 2014. The figures reflect the number of sites where threats were assessed as high or very high.

## Current threats

Climate change continues to affect more and more natural World Heritage sites. In 2017, the IUCN World Heritage Outlook showed it was the fastest growing threat; now climate change has effectively become the most prevalent current threat. Overall, it is assessed as a high or a very high threat in 83 out of 252 sites. The graph below presents comparative results for the 228 sites, for which three data sets are available, and therefore only shows 76 sites affected by climate change.

The impacts of climate change are manifold. They include increasing frequency and severity of fires, coral bleaching, damage from severe weather events, droughts, and facilitated spread of invasive alien species, to name a few. In some sites, increasing impacts associated with climate change (sometimes accompanied by other threats and issues) have resulted in a deteriorated conservation outlook overall, as is the case with the Great Barrier Reef (Australia) which is now assessed as having a "critical" outlook.

Invasive alien species, which was assessed as the top threat both in 2014 and 2017, follows closely behind as now the second most prevalent current threat. Given the evidence that links the spread of invasive alien species with climate change impacts on ecological parameters, a strong link between these two prominent threats is highly likely. Examples where climate change has facilitated the spread of invasive alien species include Cape Floral Region Protected Areas (South Africa) and Garajonay National Park (Spain).

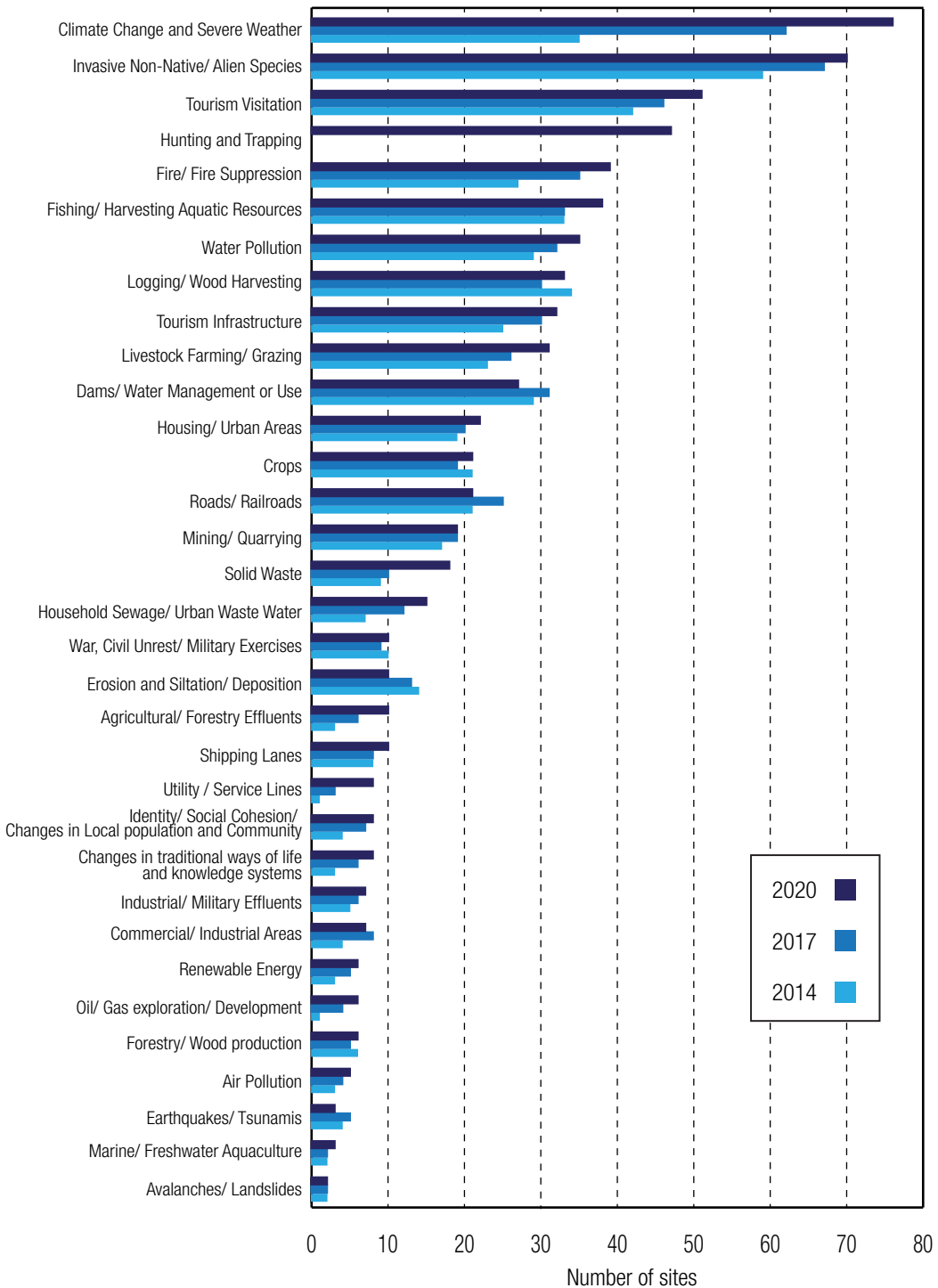
Climate change is also associated with increasing frequency and severity of fires, as was exemplified by some sites which have faced unprecedented fires in 2019-2020, such as Gondwana Rainforests of Australia (Australia) and Pantanal Conservation Area (Brazil). In some cases the combination of climate change, increasing fires and the associated spread of invasive alien species is already changing the sites' ecosystems.

The threat of invasive alien species is followed by impacts from tourism visitation, hunting and trapping, fishing, fires and livestock grazing.

It should be noted that for the 2017 assessment cycle, the sub-categories for hunting were changed in order to distinguish between hunting (commercial or subsistence) and poaching. In 2020, these sub-categories have been merged into one "hunting and trapping" sub-category, with a possibility to indicate whether the activities are legal and/or illegal. Therefore, comparison with 2017 and 2014 for this threat sub-category is not presented in the graph.

2. <https://cmp-openstandards.org/library-item/threats-and-actions-taxonomies/>

Figure 8. Current threats assessed as high or very high in 2020, 2017 and 2014. Numbers are based on the number of sites where these threats have been registered.



However, distinguishing between legal and/or illegal activities, as assessed in 2020, has allowed for an analysis across all categories of biological resource use.

Resource extraction, such as hunting, fishing and logging, is in the majority of cases associated with illegal activities. However, these activities can also be both legal and illegal, particularly when it comes to fishing; indeed, in many marine sites some form of fishing is permitted (e.g. artisanal fishing). However, levels of legal fishing are often poorly regulated or unsustainable, and illegal fishing can also occur alongside this. For example, in Banc d'Arguin National Park (Mauritania), concerns exist over the levels of legally permitted artisanal fishing, which is becoming increasingly commercial and is adding to pressures from illegal fishing within the site and commercial fishing outside its boundaries, including by international fleets.

## **World Heritage – a laboratory for addressing climate change**

*By Jon Day and Scott Heron*

Concerns about the impacts of climate change on natural, as well as cultural, World Heritage sites have grown in recent years. The 2020 update of the IUCN World Heritage Outlook confirms that climate change is now the most common current and potential threat to the future conservation of the Outstanding Universal Value (OUV) of natural World Heritage sites. In most affected World Heritage sites, climate change (through direct impacts and exacerbating other compounding threats) is causing a decline in values. The severity of impacts, however, varies in each site, as does the range of climate change stressors – such as sea level rise, floods and droughts and the rates at which these stressors occur. Different ecosystems, habitats and species also display different responses to climate impacts.

As each case is different, there is no one-size-fits-all solution to understand vulnerability at the site level and to address the impacts of climate change. In an attempt to better understand the issues at stake and help identify effective measures, a new tool has been developed: the Climate Vulnerability Index (CVI). The CVI provides a rapid, systematic approach to assess vulnerability in all types of World Heritage sites.

Building on a framework by the Intergovernmental Panel on Climate Change (IPCC), the CVI comprises two distinct stages: OUV Vulnerability and Community Vulnerability. The first stage focuses on assessing potential impacts to the key values and attributes for which a site is inscribed on the World Heritage List. The second stage looks at communities associated with a site through economic, social and cultural connections; their dependency on that site; and on their capacity to adapt to climate change.

To date, the CVI has been applied in two natural World Heritage sites: Shark Bay, Western Australia (2018, 2019), and the Wadden Sea, Denmark, Germany and the Netherlands (2020); and in one cultural site: the Heart of Neolithic Orkney, Scotland (2019). CVI applications are underway in several other World Heritage sites. Outcomes from the CVI process helped inform the development adaptation strategies for these sites and how they could be integrated into their respective Management Plan. The systematic nature of the CVI means it can help to prioritise actions, strengthen community and institutional capacity, and improve governance.

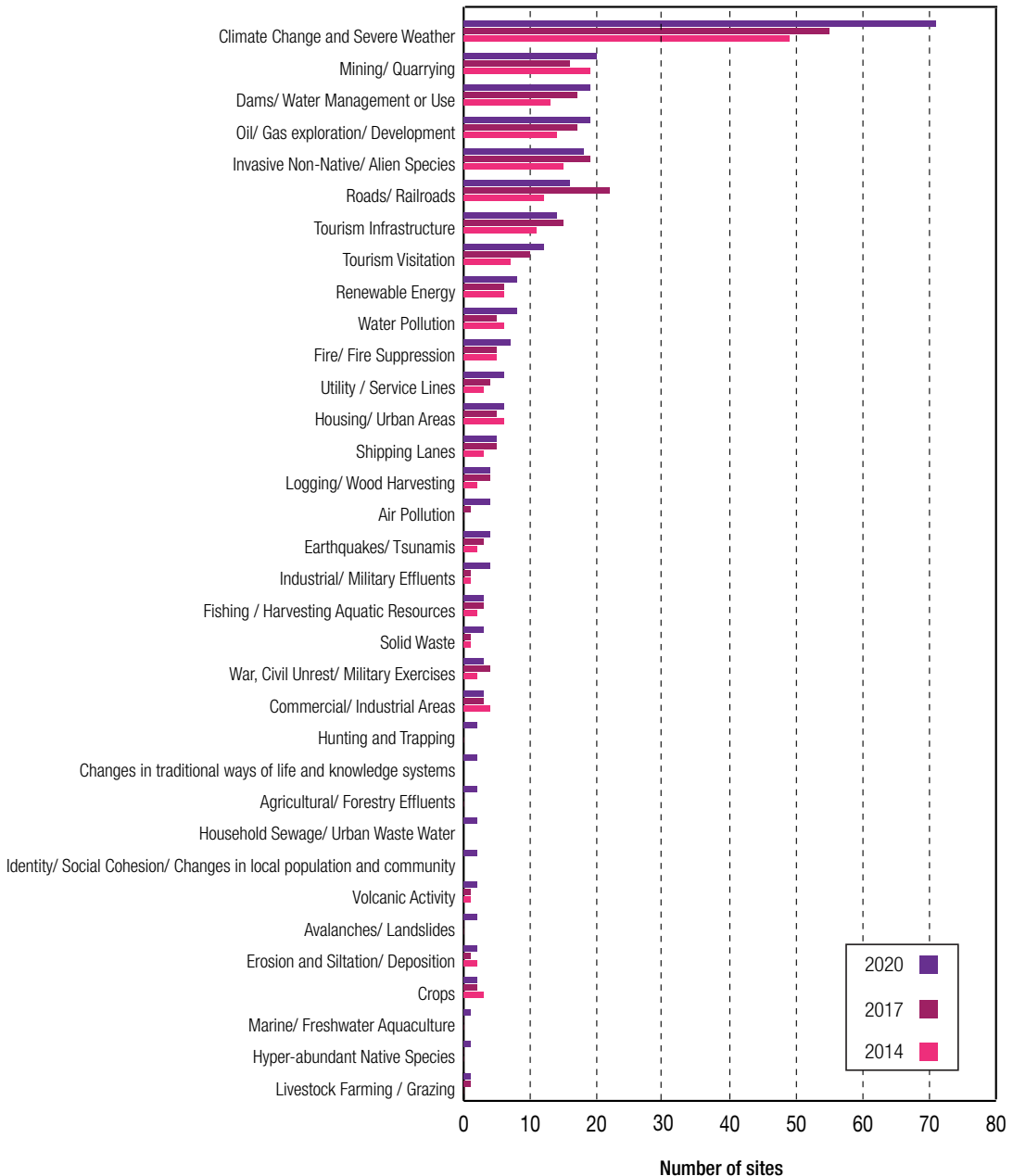
While the top three current threats (climate change, invasive alien species and impacts of tourism) have remained the same as in 2017, significant regional differences were observed in 2020, which are discussed below in the chapters presenting regional results.

## Potential threats

Climate change again tops the list of potential threats in 2020, as it did in 2017. It is now also the fastest growing potential threat to natural World Heritage sites. This indicates the all-pervasive threat of climate change will likely continue to affect more and more sites in the foreseeable future.

Of concern is that potential mining, oil and gas development, and hydropower projects continue to be among the most prominent potential threats assessed as high or very high. There has been a slight increase in the number of sites potentially affected by such developments since 2017. While developments lie mostly outside the boundaries of the sites, these projects can nonetheless pose significant threats to the values within the sites.

**Figure 9. Potential threats assessed as high or very high in 2020, 2017 and 2014. Numbers are based on the number of sites where these threats have been registered.**





## Protection and management

The IUCN World Heritage Outlook evaluates 15 different aspects of protection and management for sites, including management systems, legislative frameworks, site boundaries, relationships with local people, tourism and visitation management and monitoring<sup>3</sup>. The assessments for each of these categories are used to determine the overall assessment of the protection and management effectiveness of each site.

The 2020 results for all 252 natural World Heritage sites show that 50% of sites have overall effective or highly effective protection and management and that in 9% protection and management were assessed as of serious concern.

Figure 10. 2020 results for protection and management, % of all sites

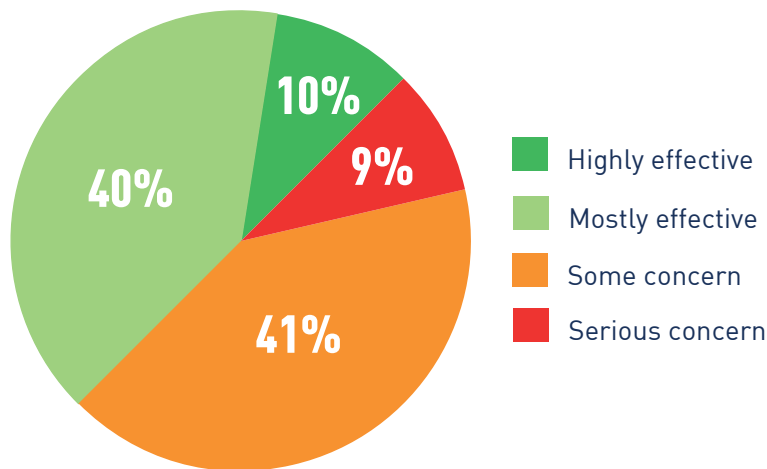
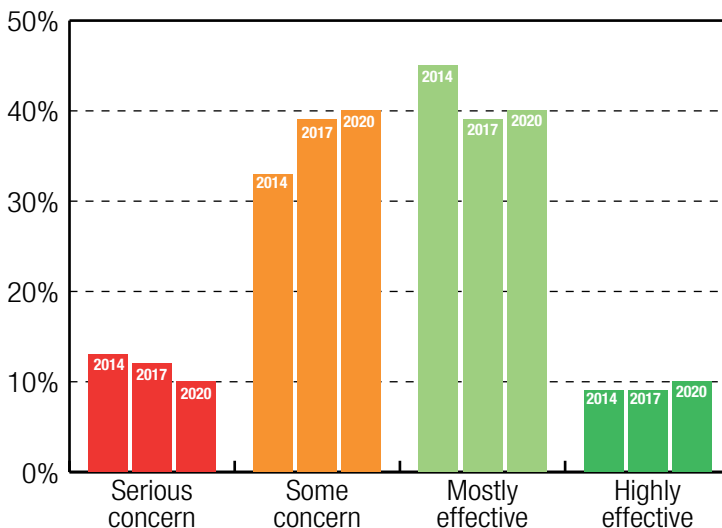


Figure 11. Comparison between 2014, 2017 and 2020 of overall protection and management in 228 sites inscribed up to 2014

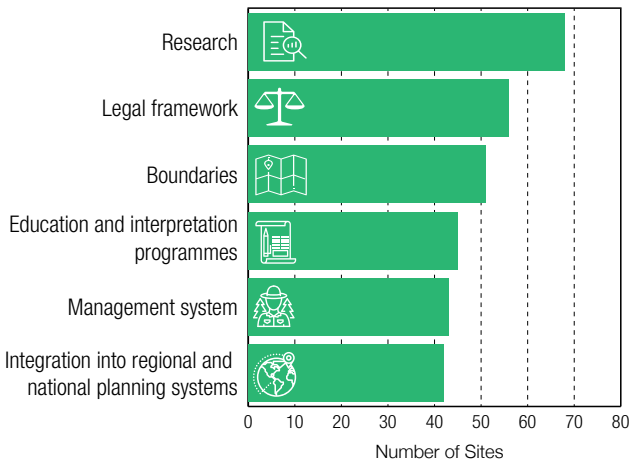


3. The full list of protection and management categories are: management system; effectiveness of management system; boundaries; integration into regional and national planning systems; relationships with local people; legal framework; law enforcement; implementation of Committee decisions and recommendations; sustainable use; sustainable finance; staff capacity, training, and development; education and interpretation programs; tourism and visitation management; monitoring; and research.

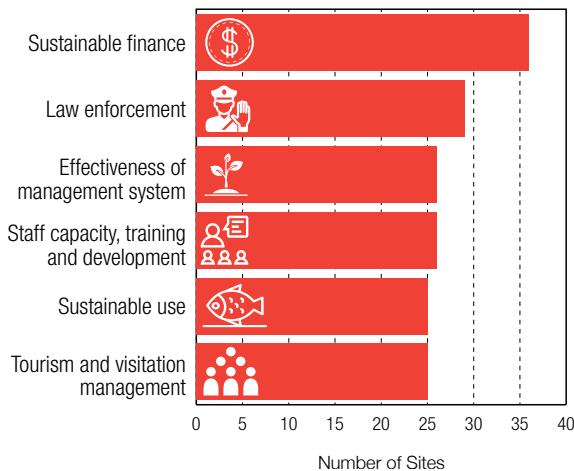
When comparing the results for the 228 sites, for which three data points are now available (Figure 11), it can be noted that overall the results remain similar. Following some reduction between 2014 and 2017, a slight increase has been observed in 2020, compared to 2017, in the percentage of sites with highly or mostly effective protection and management overall (50% compared to 48%).

Conservation Outlook Assessments provide data on specific aspects of protection and management. The results presented below show the aspects most frequently assessed as either highly effective (Figure 12) or of serious concern (Figure 13).

**Figure 12. Number of sites where specific protection and management aspects were assessed as highly effective in 2020 (top six categories)**



**Figure 13. Number of sites where specific protection and management aspects were assessed as being of serious concern in 2020 (top six categories)**



It is alarming that absolutely critical aspects of protection and management, such as sustainable financing, law enforcement, staffing and general management effectiveness remain of serious concern across many natural sites. Sustainable finance was the aspect assessed most frequently as of serious concern in 2017 and it remains the biggest issue in 2020. This signals that much more commitment is needed to adequately resource the protection and management of the world’s most precious and irreplaceable places — never more important than in a climate of increasing threats.

## Impacts from COVID-19 on protection and management

The onset of the Coronavirus disease (COVID-19) and pandemic in 2020 is already having an impact on natural World Heritage sites across all regions of the world, according to the *IUCN World Heritage Outlook 3*. This unforeseen issue could not be recorded systematically for all sites, since the 2020 update began before COVID-19 became globally widespread. Nevertheless, a picture is emerging of initial impacts in some sites.

Conservation Outlook Assessments from over 50 sites mention actual or potential impacts from COVID-19 in relation to threats or protection and management. Some further assessments note that the consequences of the pandemic remain to be seen.

A few assessments suggest that reduced human activity during the pandemic has had a positive impact on World Heritage values. Most notably, a short-term decrease in tourism visitation has eased pressure on natural ecosystems. However, negative COVID-19 impacts recorded in the assessments are numerous and can be broadly categorised into three areas. Firstly, disruptions in work activities, such as project implementation, site planning and management, and law enforcement and patrolling. Secondly, disruptions caused by a drop in revenue – actual and anticipated – due to a decrease in tourism activities and/or funding and budget. This sometimes also causes a loss of income and livelihoods for local people. Thirdly, disruptions to wildlife, notably through increases in illegal hunting, fishing and gathering of natural products, but also due to potential transmission of the virus to wild animal populations.

One stark example of the negative effects of the pandemic on World Heritage conservation comes from Bwindi Impenetrable National Park in Uganda. In June 2020, a poacher who entered the park illegally during its closure killed Rafiki, a silverback mountain gorilla known to many of the park's visitors. The Conservation Outlook Assessment indicates that, due to loss of livelihoods associated with the park closing to tourism, poaching has increased since the pandemic. Tourism also funds management activities in the park, such as patrolling, so essential conservation work could cease without alternative funding. The Critically Endangered mountain gorilla, as well as other primates dwelling in Bwindi, are also believed to be vulnerable to transmission of the coronavirus from humans.

While the full extent of short- and long-term impacts of the COVID-19 pandemic are yet to play out for many natural World Heritage sites, it is clear that the issue is multifaceted and complex, and is likely to present management challenges for sites in the near future.




A large, mature acacia tree with a thick, dark trunk and a dense canopy of green leaves stands in a savanna landscape. The ground is covered in tall, dry, yellowish grass. In the background, other acacia trees are visible under a hazy sky. A large, fallen log lies horizontally across the foreground, partially obscuring the base of the tree.

# Regional Outlook: Africa



## Facts and figures: **Africa**

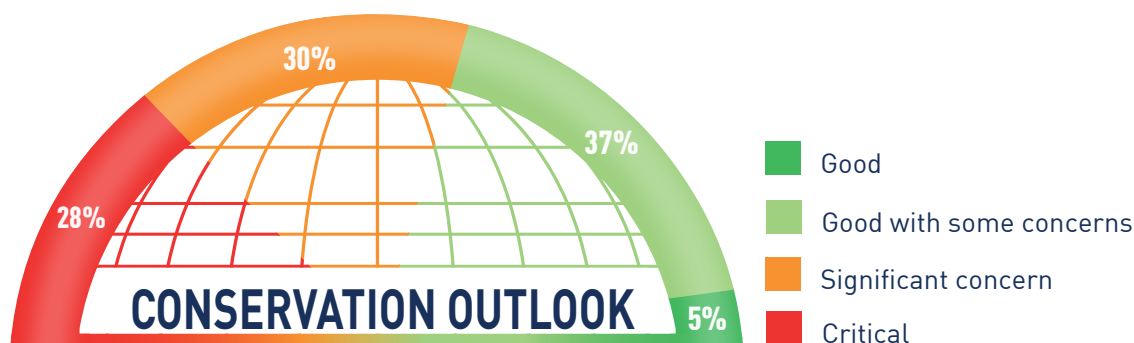
- \* **38** natural and **5** mixed World Heritage sites in **26** countries
- \* **41,196,978** hectares in total
- \* **2** marine and coastal sites
- \* **5** transnational sites
- \* **12** sites listed as “in danger”
- \* **1** new site since 2018





Results of the *IUCN World Heritage Outlook 3* show that, of all natural and mixed World Heritage sites in Africa (total of 43 sites), for 42% the conservation outlook is assessed as either “good” or “good with some concerns”, for 30% it is “significant concern” and for 28% the conservation outlook is “critical”.

#### Conservation Outlook 2020 for natural World Heritage sites in Africa



One new site was inscribed in Africa since 2018:

Site	Country	Conservation Outlook 2020	Inscription year
Barberton Makhonjwa Mountains	South Africa	Good with some concerns	2018

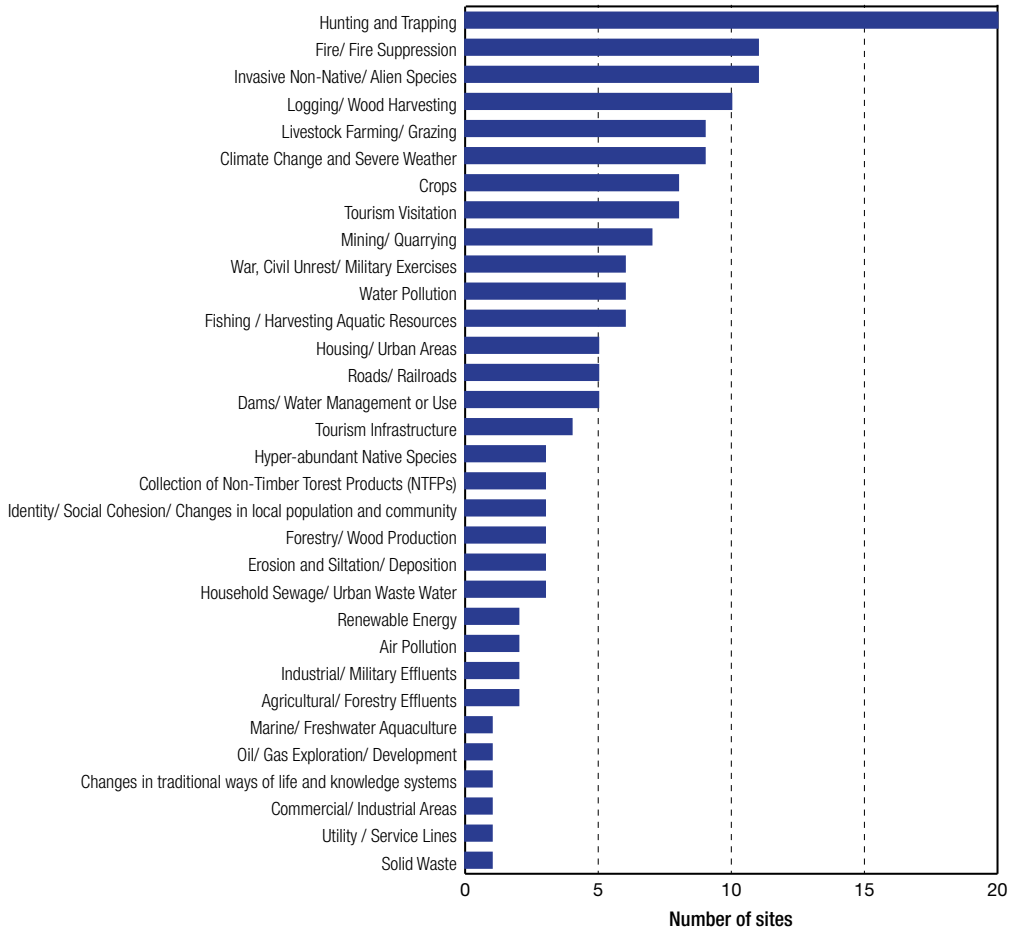
Of the sites that were inscribed in 2017 or earlier, and therefore already assessed in the *IUCN World Heritage Outlook 2017*, Comoé National Park showed a continued improvement, from “significant concern” in 2017 to “good with some concerns” in 2020, having previously improved from “critical” in 2014 (see text box on page 11 for more details). Four sites deteriorated from “good with some concerns” to “significant concern”.

Site	Country	Conservation Outlook 2017	Conservation Outlook 2020
Comoé National Park	Côte d'Ivoire	Significant concern	Good with some concerns
Kenya Lake System in the Great Rift Valley	Kenya	Good with some concerns	Significant concern
Maloti-Drakensberg Park	Lesotho, South Africa	Good with some concerns	Significant concern
Serengeti National Park	Tanzania	Good with some concerns	Significant concern
W-Arly-Pendjari Complex	Benin, Burkina Faso, Niger	Good with some concerns	Significant concern

#### Threats

The most prevalent current threats to natural sites in Africa are hunting, fires, invasive alien species and logging. This picture is similar to the 2017 findings and the top three threats remained the same.

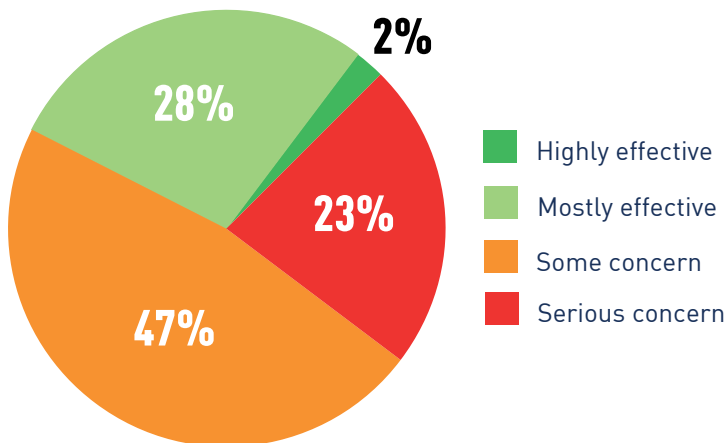
Current threats assessed as high or very high in 2020. Figures are based on the number of sites where these threats occur



### Protection and management

Around a third of the sites in Africa are assessed as effectively protected and managed with 2% and 28% considered as highly or mostly effective respectively. Protection and management of 47% of African World Heritage sites are found to be of some concern, while 23% are of serious concern in this regard.

2020 results for protection and management, % of all sites in the region



Map marker	Site
13	Lakes of Ounianga, Chad
11	Namib Sand Sea, Namibia

GOOD

41	Aldabra Atoll, Seychelles
29	* Barberton Makhonjwa Mountains, South Africa
26	Bwindi Impenetrable National Park, Uganda
18	Cape Floral Region Protected Areas, South Africa
5	▲ Comoé National Park, Côte d'Ivoire
9	Ecosystem and Relict Cultural Landscape of Lopé-Okanda, Gabon
30	iSimangaliso Wetland Park, South Africa
36	Kilimanjaro National Park, Tanzania
19	Mosi-oa-Tunya / Victoria Falls, Zambia, Zimbabwe
37	Mount Kenya National Park/Natural Forest, Kenya
33	Ngorongoro Conservation Area, Tanzania
17	Okavango Delta, Botswana
28	Rwenzori Mountains National Park, Uganda
4	Taï National Park, Côte d'Ivoire
40	Tsingy de Bemaraha Strict Nature Reserve, Madagascar
43	Vallée de Mai Nature Reserve, Seychelles

GOOD  
WITH SOME  
CONCERNS

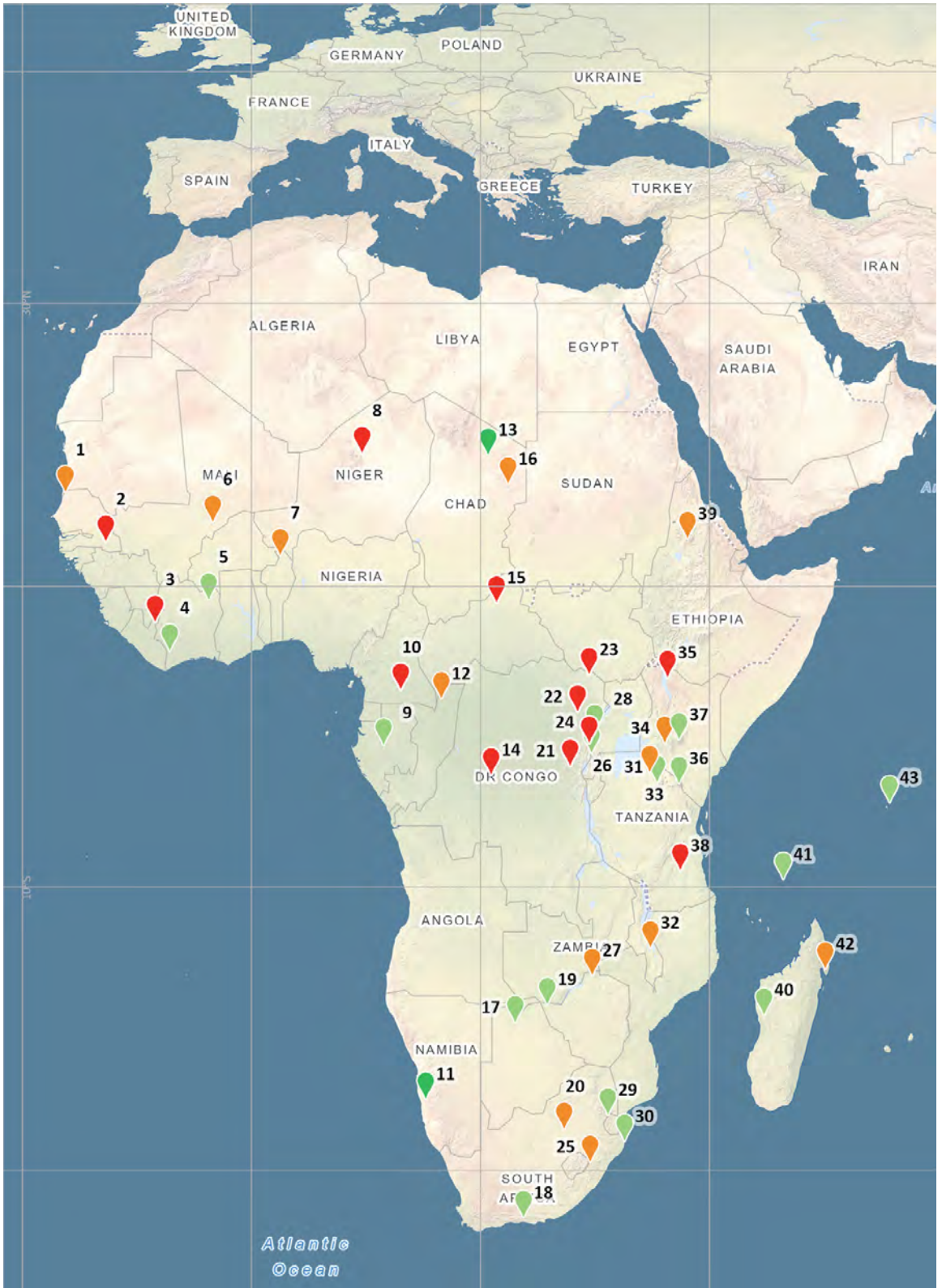
6	Cliff of Bandiagara (Land of the Dogons), Mali
1	Djoudj National Bird Sanctuary, Senegal
16	Ennedi Massif: Natural and Cultural Landscape, Chad
34	▼ Kenya Lake System in the Great Rift Valley, Kenya
32	Lake Malawi National Park, Malawi
25	▼ Maloti-Drakensberg Park, Lesotho, South Africa
27	Mana Pools National Park, Sapi and Chewore Safari Areas, Zimbabwe
42	Rainforests of the Atsinanana, Madagascar
12	Sangha Trinational, Cameroon, Central African Republic, Congo
31	▼ Serengeti National Park, Tanzania
39	Simien National Park, Ethiopia
20	Vredefort Dome, South Africa
7	▼ W-Arly-Pendjari Complex, Benin, Burkina Faso, Niger

SIGNIFICANT  
CONCERN

8	Aïr and Ténéré Natural Reserves, Niger
10	Dja Faunal Reserve, Cameroon
23	Garamba National Park, Democratic Republic of the Congo
21	Kahuzi-Biéga National Park, Democratic Republic of the Congo
35	Lake Turkana National Parks, Kenya
15	Manovo-Gounda St Floris National Park, Central African Republic
3	Mount Nimba Strict Nature Reserve, Côte d'Ivoire, Guinea
2	Niokolo-Koba National Park, Senegal
22	Okapi Wildlife Reserve, Democratic Republic of the Congo
14	Salonga National Park, Democratic Republic of the Congo
38	Selous Game Reserve, Tanzania
24	Virunga National Park, Democratic Republic of the Congo

CRITICAL

▲ The conservation outlook improved since 2017   ▼ The conservation outlook deteriorated since 2017  
\* New site inscribed on the World Heritage List since 2018







# Regional Outlook: Arab States



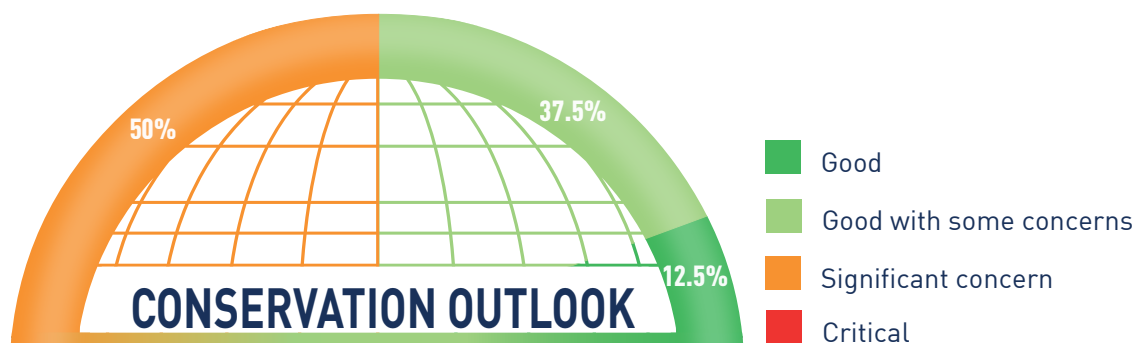
## Facts and figures: **Arab States**

- \* **5** natural and **3** mixed World Heritage sites in **8** countries
- \* **9,759,152** hectares in total
- \* **3** marine and coastal sites
- \* **0** transnational sites
- \* **0** sites listed as “in danger”
- \* **0** new sites since 2018



Results of the *IUCN World Heritage Outlook 3* show that, of all natural World Heritage sites in the Arab States (total of eight sites), for one site (12.5%) the conservation outlook is “good”, for 37.5% the conservation outlook is “good with some concerns” and a further 50% of the sites are assessed as “significant concern”.

#### Conservation Outlook 2020 for natural World Heritage in the Arab States



No new sites were inscribed since 2018.

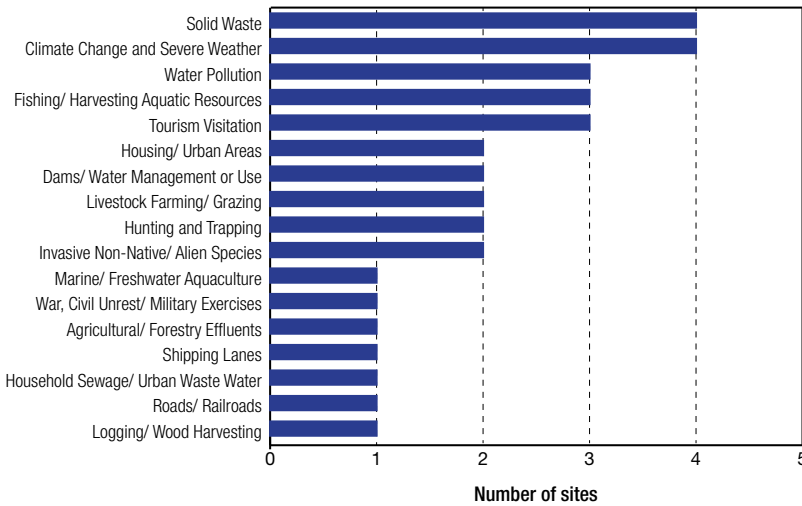
Of the sites that were inscribed in 2017 or earlier, and therefore already assessed in the *IUCN World Heritage Outlook 2017*, two sites’ conservation outlook has changed since 2017, with Wadi Al-Hitan (Whale Valley) improving from “good with some concerns” to “good” (see text box on page 10 for more details), while Ichkeul National Park deteriorated from “good with concerns” to “significant concern”.

Site	Country	Conservation Outlook 2017	Conservation Outlook 2020
Ichkeul National Park	Tunisia	Good with some concerns	Significant concern
Wadi Al-Hitan (Whale Valley)	Egypt	Good with some concerns	Good

### Threats

Climate change and solid waste are the most prevalent current threats to natural World Heritage sites in Arab States, assessed as high or very high, followed by threats associated with impacts from tourism, fishing and water pollution. Some changes were observed compared to 2017, with solid waste (particularly linked to plastic pollution in marine areas) emerging as a more prominent threat.

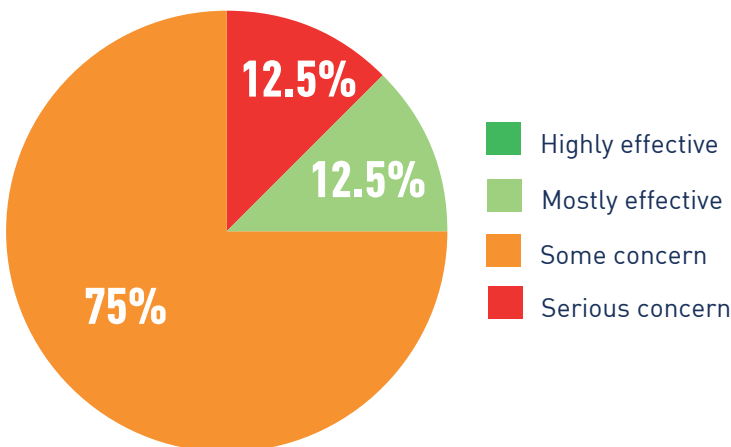
Current threats assessed as high or very high in 2020. Figures are based on the number of sites where these threats occur



### Protection and management

Only one site in the Arab States is assessed as mostly effective in protection and management (Wadi Al-Hitan in Egypt – see box on page 10), representing 12.5% of the eight sites in the region. In 75% of sites, protection and management were assessed as of some concern, while in one site (12.5%) they were assessed of serious concern.

2020 results for protection and management, % of all sites in the region



Map marker	Site	
4 ▲	Wadi Al-Hitan (Whale Valley), Egypt	GOOD
6	Sanganeb Marine National Park and Dungenab Bay – Mukkawar Island Marine National Park, Sudan	GOOD WITH SOME CONCERNS
2	Tassili n'Ajjer, Algeria	
5	Wadi Rum Protected Area, Jordan	
1	Banc d'Arguin National Park, Mauritania	SIGNIFICANT CONCERN
3 ▼	Ichkeul National Park, Tunisia	
8	Socotra Archipelago, Yemen	
7	The Ahwar of Southern Iraq: Refuge of Biodiversity and the Relict Landscape of the Mesopotamian Cities, Iraq	
	No sites	CRITICAL

▲ The conservation outlook improved since 2017    ▼ The conservation outlook deteriorated since 2017

\* New site inscribed on the World Heritage List since 2018







# Regional Outlook: Asia

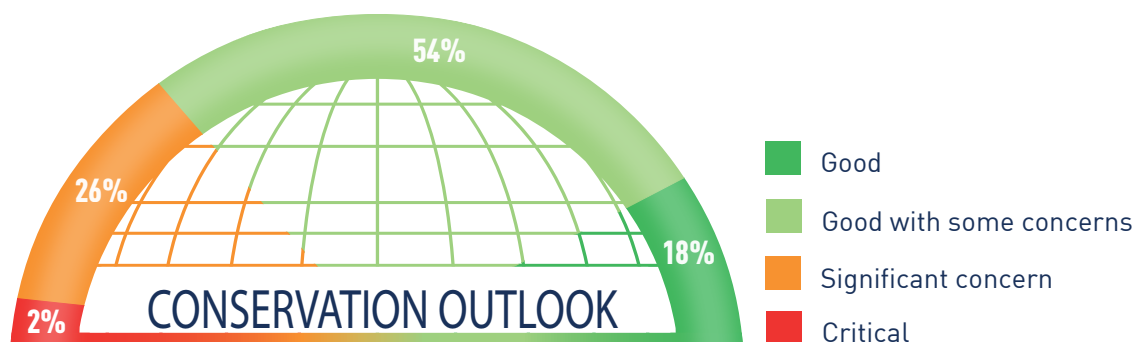


## Facts and figures: **Asia**

- \* **51** natural and **6** mixed World Heritage sites in **19** countries
- \* **25,578,592** hectares in total
- \* **9** marine and coastal sites
- \* **3** transnational sites
- \* **1** site listed as “in danger”
- \* **3** new sites since 2018

Results of the *IUCN World Heritage Outlook 3* show that, of all natural World Heritage sites in Asia (total of 57 sites), the conservation outlook is “good” for 18%, and “good with some concerns” for a further 54%. For 26% of the sites, the conservation outlook is of “significant concern”, and for one site (2%) the conservation outlook is assessed as “critical”.

#### Conservation Outlook 2020 for natural World Heritage in Asia



Three new sites have been inscribed in Asia since 2018:

Site	Country	Conservation Outlook 2020	Inscription year
Fanjingshan	China	Good with some concerns	2018
Hyrcanian Forests	Iran	Significant concern	2019
Migratory Bird Sanctuaries along the Coast of Yellow Sea-Bohai Gulf of China (Phase I)	China	Significant concern	2019

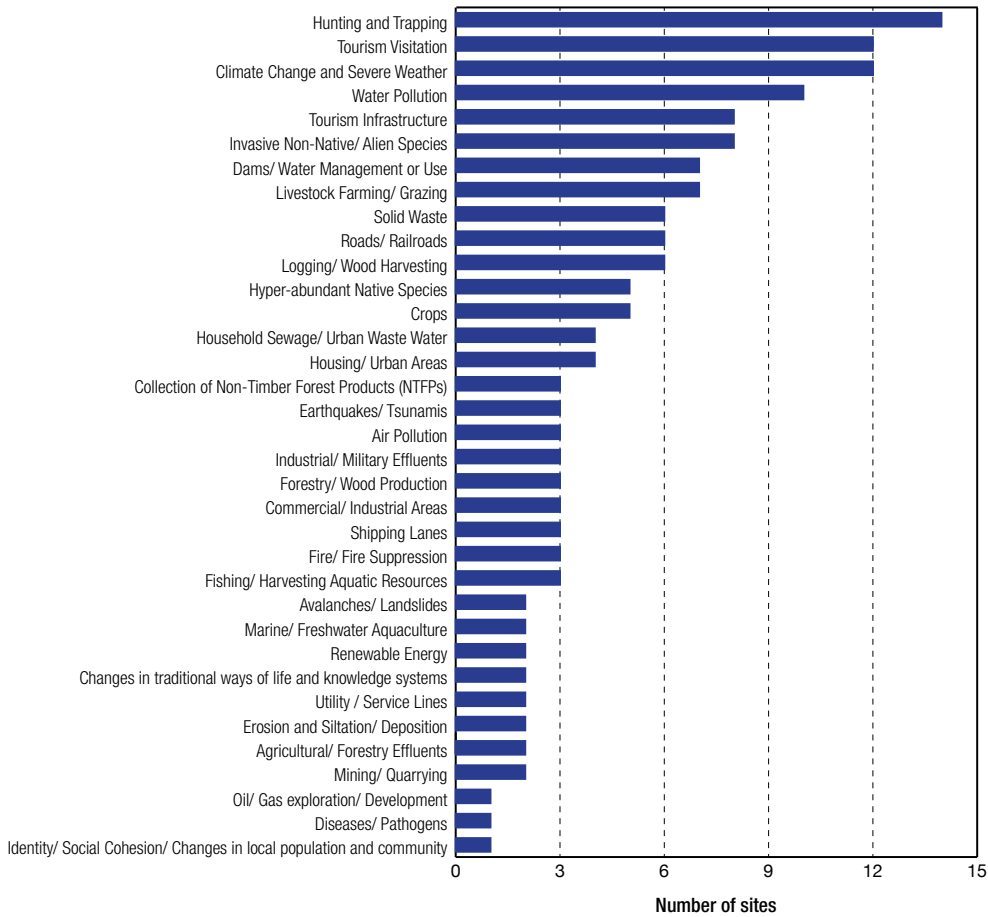
Of the sites that were inscribed in 2017 or earlier, and therefore already assessed in the *IUCN World Heritage Outlook 2017*, five have changed conservation outlook since 2017. Two sites have an improved conservation outlook, while for three sites the conservation outlook has deteriorated.

Site	Country	Conservation Outlook 2017	Conservation Outlook 2020
Central Highlands of Sri Lanka	Sri Lanka	Good with some concerns	Significant concern
Gunung Mulu National Park	Malaysia	Good	Good with some concerns
Phong Nha-Ke Bang National Park	Viet Nam	Good with some concerns	Significant concern
Trang An Landscape Complex	Viet Nam	Significant concern	Good with some concerns
Wulingyuan Scenic and Historic Interest Area	China	Significant concern	Good with some concerns

#### Threats

The most prevalent current threats to World Heritage sites in Asia assessed as high or very high are hunting, followed by tourism visitation and climate change.

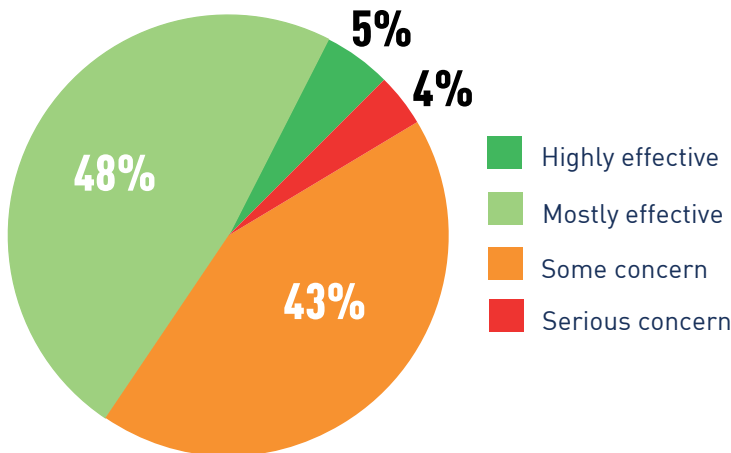
Current threats assessed as high or very high in 2020. Figures are based on the number of sites where these threats occur



### Protection and management

Over half of natural World Heritage sites in Asia are assessed as effectively protected and managed with 5% under highly effective, and a further 48% under mostly effective protection and management. In 43% of sites in Asia, protection and management are of some concern and in 4% of serious concern. This represents some improvement compared to the 2017 results with both the percentage of sites assessed as having effective management increasing and a decrease in the number of sites where protection and management were assessed as of serious concern.

2020 results for protection and management, % of all sites in the region



Map Marker	Site
27	Chengjiang Fossil Site, China
33	China Danxia, China
52	Jeju Volcanic Island and Lava Tubes, Republic of Korea
15	Khangchendzonga National Park, India
2	Lut Desert, Iran
28	Mount Emei Scenic Area, including Leshan Giant Buddha Scenic Area, China
51	Mount Hamiguitan Range Wildlife Sanctuary, Philippines
46	Mount Huangshan, China
45	Mount Sanqingshan National Park, China
55	Shirakami-Sanchi, Japan

GOOD

36	★	Fanjingshan, China
8		Great Himalayan National Park Conservation Area, India
41	▼	Gunung Mulu National Park, Malaysia
35		Ha Long Bay, Viet Nam
30		Huanglong Scenic and Historic Interest Area, China
37		Hubei Shennongjia, China
29		Jiuzhaigou Valley Scenic and Historic Interest Area, China
21		Kaziranga National Park, India
7		Keoladeo National Park, India
42		Kinabalu Park, Malaysia
40		Landscapes of Dauria, Mongolia, Russian Federation
43		Mount Taishan, China
44		Mount Wuyi, China
9		Nanda Devi and Valley of Flowers National Parks, India
56		Ogasawara Islands, Japan
47		Puerto-Princesa Subterranean River National Park, Philippines
19		Qinghai Hoh Xil, China
3		Saryarka – Steppe and Lakes of Northern Kazakhstan, Kazakhstan
57		Shiretoko, Japan
26		Sichuan Giant Panda Sanctuaries – Wolong, Mount Siguniang & Jiajin Mountains, China
39		South China Karst, China
16		Sundarbans National Park, India
5		Tajik National Park (Mountains of the Pamirs), Tajikistan
23		Thungyai-Huai Kha Khaeng Wildlife Sanctuaries, Thailand
32	▲	Trang An Landscape Complex, Viet Nam
49		Tubbataha Reefs Natural Park, Philippines
31		Ujung Kulon National Park, Indonesia
20		Uvs Nuur Basin, Mongolia, Russian Federation
38	▲	Wulingyuan Scenic and Historic Interest Area, China
10		Xinjiang Tianshan, China
53		Yakushima, Japan

GOOD WITH SOME CONCERNS

12	▼	Central Highlands of Sri Lanka, Sri Lanka
13		Chitwan National Park, Nepal
25		Dong Phrayayen-Khao Yai Forest Complex, Thailand
1	★	Hyracanian Forests, Iran
48		Komodo National Park, Indonesia
54		Lorentz National Park, Indonesia
18		Manas Wildlife Sanctuary, India
50	★	Migratory Bird Sanctuaries along the Coast of Yellow Sea-Bohai Gulf of China (Phase I), China
34	▼	Phong Nha-Ke Bang National Park, Viet Nam
14		Sagarmatha National Park, Nepal
11		Sinharaja Forest Reserve, Sri Lanka
17		The Sundarbans, Bangladesh
22		Three Parallel Rivers of Yunnan Protected Areas, China
6		Western Ghats, India
4		Western Tien-Shan, Kazakhstan, Kyrgyzstan, Uzbekistan

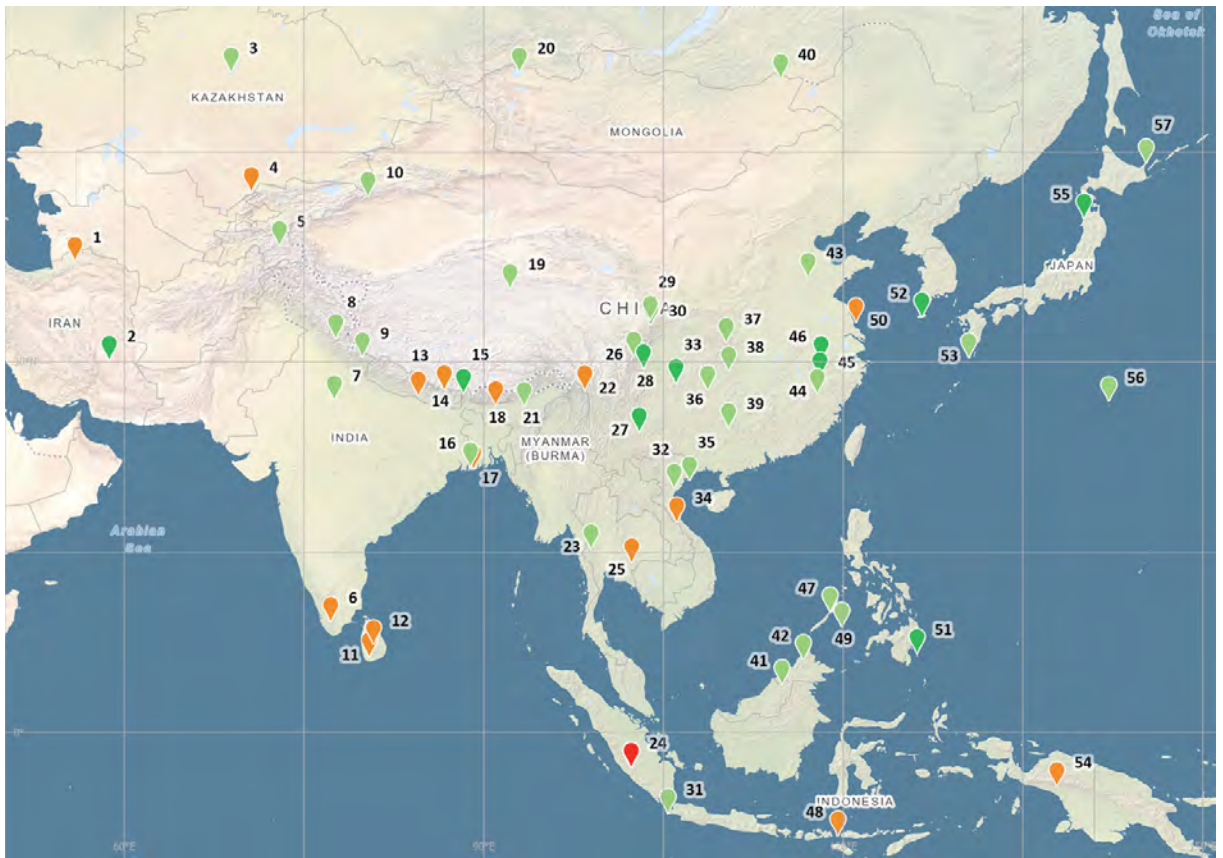
SIGNIFICANT CONCERN

24	Tropical Rainforest Heritage of Sumatra, Indonesia
----	--

CRITICAL

▲ The conservation outlook improved since 2017 ▼ The conservation outlook deteriorated since 2017

★ New site inscribed on the World Heritage List since 2018





The background of the page is a dramatic landscape photograph. The sky is filled with dark, heavy, layered clouds, creating a sense of depth and atmosphere. Below the clouds, a range of mountains or hills stretches across the horizon. The foreground shows a reddish-brown, rocky or volcanic terrain, possibly a crater rim or a similar geological formation. The overall color palette is dominated by blues, greys, and earthy reds.

# Regional Outlook: Oceania



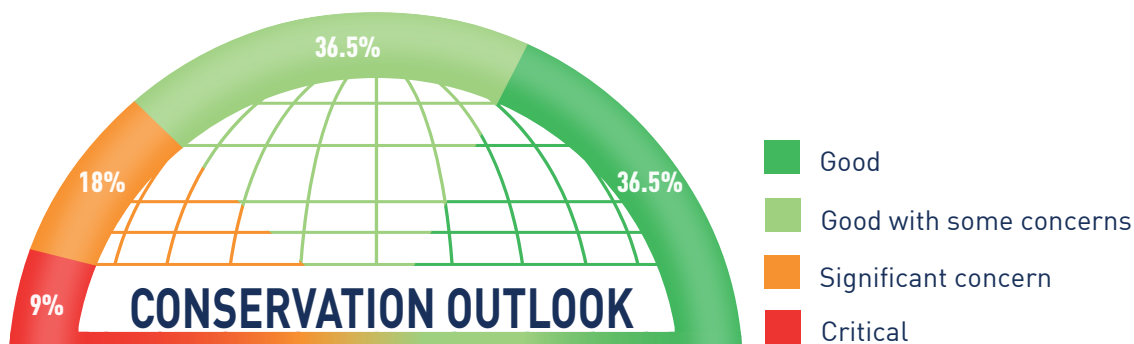
## Facts and figures: **Oceania**

- \* **16** natural and **6** mixed World Heritage sites in **5** countries
- \* **90,691,672** hectares in total
- \* **10** marine and coastal sites
- \* **0** transnational sites
- \* **1** site listed as “in danger”
- \* **0** new sites since 2018



Results of the *IUCN World Heritage Outlook 3* show that, of all natural World Heritage sites in Oceania (total of 22 sites), the conservation outlook is “good” for 36.5%, and “good with some concerns” for a further 36.5%. For 18% of the sites, the conservation outlook is of “significant concern”, and for two sites (9%) the conservation outlook is assessed as “critical”.

#### Conservation Outlook 2020 for natural World Heritage sites in Oceania



No new sites were inscribed in Oceania since 2018.

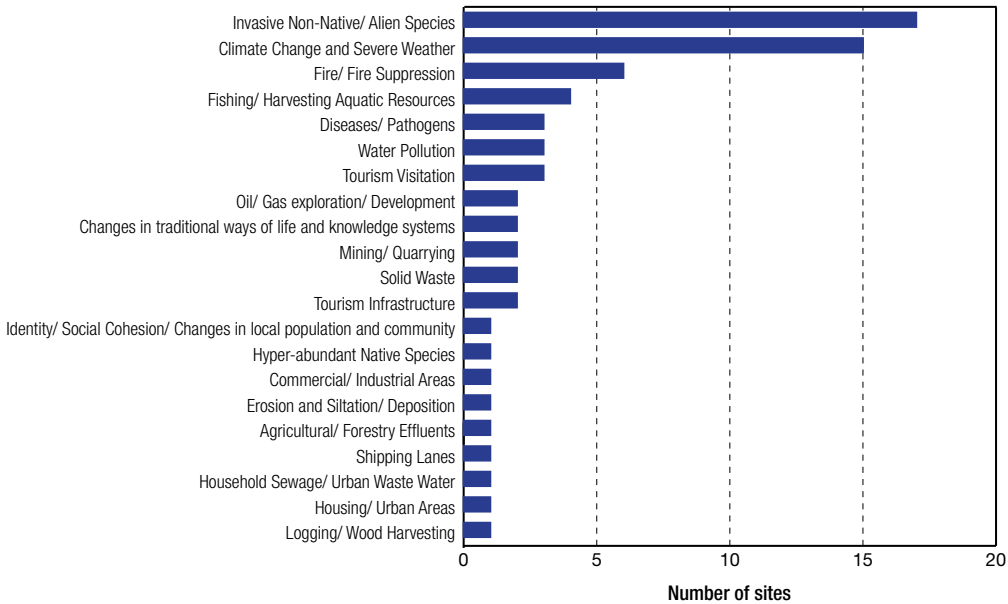
Of the sites that were inscribed in 2017 or earlier, and therefore already assessed in the *IUCN World Heritage Outlook 2017*, five sites deteriorated: two from “good” to “good with some concerns”, two from “good with some concerns” to “significant concern” and one from “significant concern” to “critical”. No sites in Oceania have improved their conservation outlook since 2017.

Site	Country	Conservation Outlook 2017	Conservation Outlook 2020
Gondwana Rainforests of Australia	Australia	Good with some concerns	Significant concern
Greater Blue Mountains Area	Australia	Good with some concerns	Significant concern
Great Barrier Reef	Australia	Significant concern	Critical
Ningaloo Coast	Australia	Good	Good with some concerns
Shark Bay, Western Australia	Australia	Good	Good with some concerns

### Threats

In Oceania, by far the most prevalent current threats to natural World Heritage sites are invasive alien species and climate change which affect a disproportionately large number of sites.

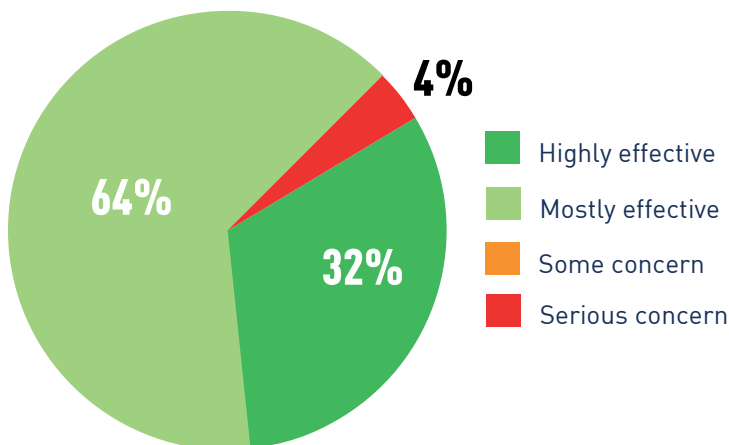
Current threats assessed as high or very high in 2020. Figures are based on the number of sites where these threats occur



### Protection and management

Overall, the vast majority of natural World Heritage sites in Oceania benefit from effective protection and management with 32% of sites assessed as highly effective and 64% of site assessed as mostly effective. However one site, representing 4% of the total sites in Oceania, is of serious concern in this regard – as in 2017, this site is East Rennell in the Solomon Islands, which continues to face a number of issues related to its protection regime and management.

2020 results for protection and management, % of all sites in the region



Map marker	Site
8	Australian Fossil Mammal Sites (Riversleigh / Naracoorte), Australia
1	Heard and McDonald Islands, Australia
17	Lord Howe Island Group, Australia
19	New Zealand Sub-Antarctic Islands, New Zealand
4	Purnululu National Park, Australia
21	Tongariro National Park, New Zealand
5	Uluru-Kata Tjuta National Park, Australia
9	Willandra Lakes Region, Australia

**GOOD**

15	Fraser Island, Australia
16	Macquarie Island, Australia
3 ▼	Ningaloo Coast, Australia
22	Phoenix Islands Protected Area, Kiribati
7	Rock Islands Southern Lagoon, Palau
2 ▼	Shark Bay, Western Australia, Australia
11	Tasmanian Wilderness, Australia
20	Te Wahipounamu – South West New Zealand, New Zealand

**GOOD WITH  
SOME CONCERNS**

14 ▼	Gondwana Rainforests of Australia, Australia
13 ▼	Greater Blue Mountains Area, Australia
6	Kakadu National Park, Australia
10	Wet Tropics of Queensland, Australia

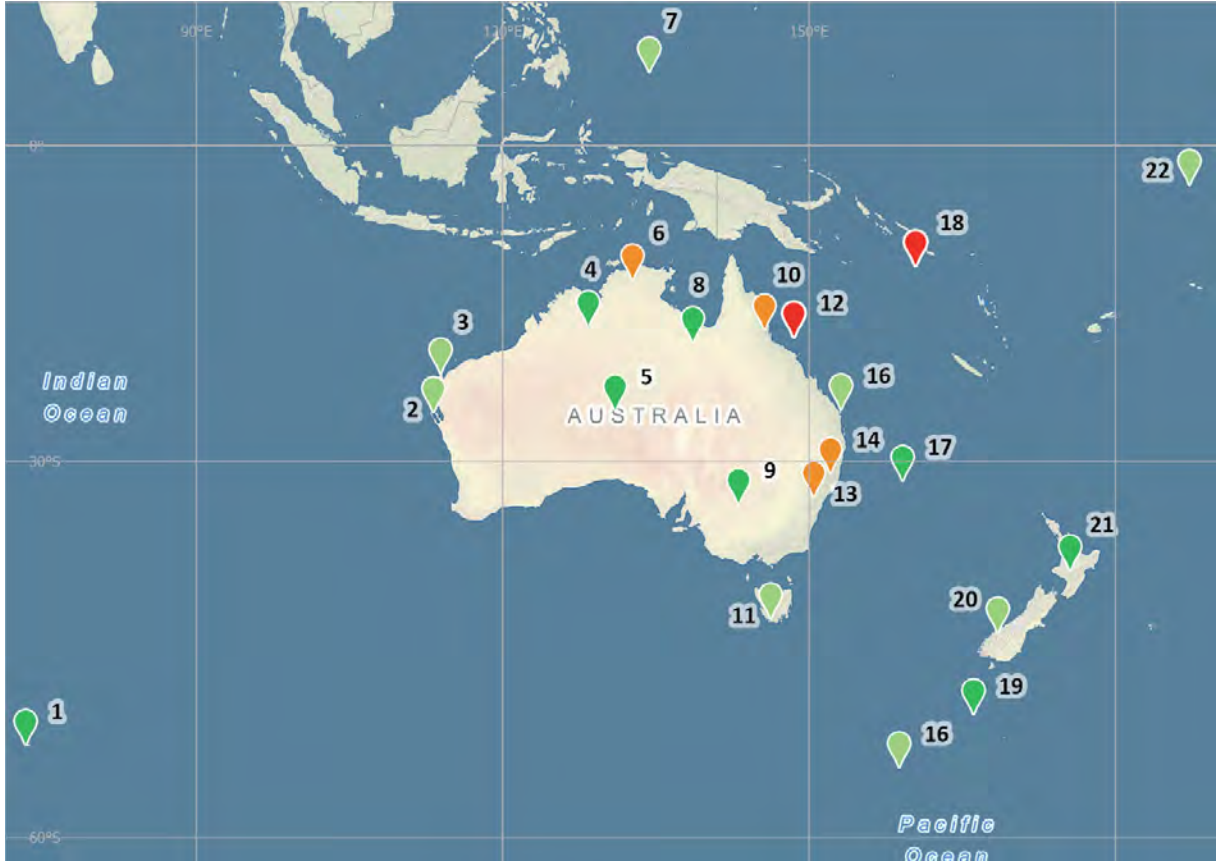
**SIGNIFICANT  
CONCERN**

18	East Rennell, Solomon Islands
12 ▼	Great Barrier Reef, Australia

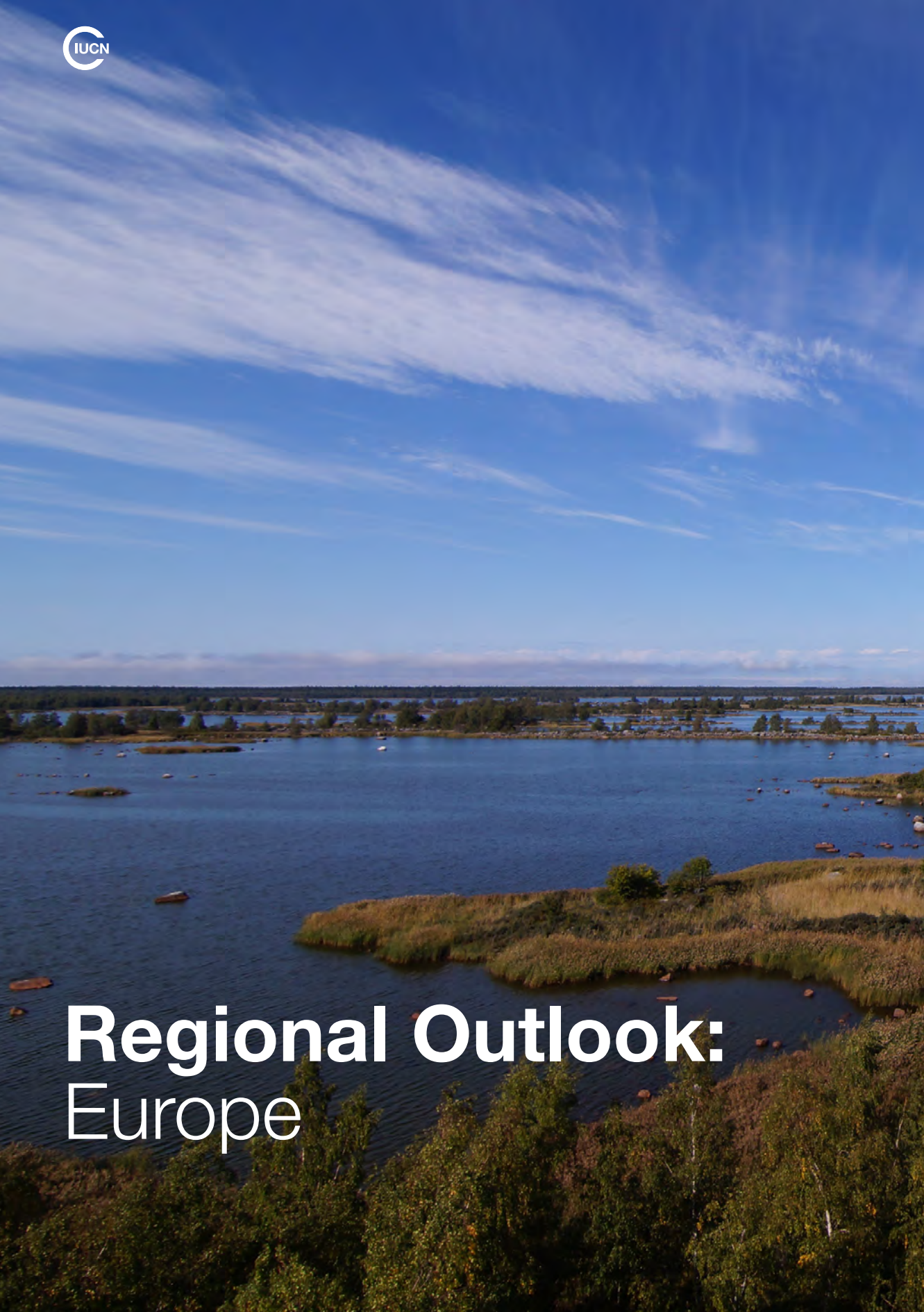
**CRITICAL**

▲ The conservation outlook improved since 2017    ▼ The conservation outlook deteriorated since 2017

\* New site inscribed on the World Heritage List since 2018





The background of the page is a wide-angle landscape photograph. It shows a large, calm body of water, likely a lake or a wide river, under a clear blue sky with wispy white clouds. The water is surrounded by green and brownish vegetation, including reeds and trees. In the foreground, there are dense green trees. The overall scene is bright and natural.

# Regional Outlook: Europe



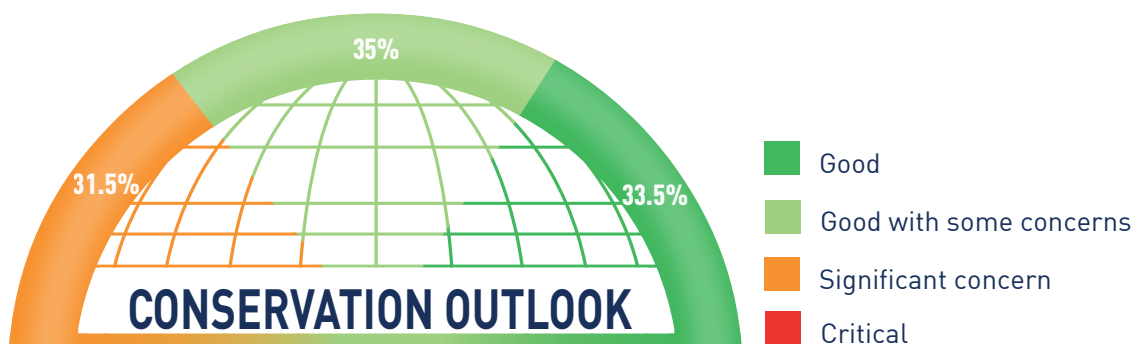
## Facts and figures: Europe

- \* **45** natural and **9** mixed World Heritage sites in **30** countries
- \* **99,079,524** hectares in total
- \* **11** marine and coastal sites
- \* **8** transnational sites
- \* **0** sites listed as “in danger”
- \* **3** new sites since 2018



Results of the *IUCN World Heritage Outlook 3* show that, of all natural and mixed World Heritage sites in Europe (total of 54 sites), for one-third (33.5%) the conservation outlook is “good”, for just over one-third (35%) the conservation outlook is “good with some concerns” and for just under one-third (31.5%) the conservation outlook is assessed as “significant concern”. There are no sites in Europe for which the conservation outlook is assessed as “critical”.

#### Conservation Outlook 2020 for natural World Heritage in Europe



Three new sites have been inscribed in Europe since 2018:

Site	Country	Conservation Outlook 2020	Inscription year
Chaîne des Puys - Limagne fault tectonic arena	France	Good with some concerns	2018
French Austral Lands and Seas	France	Good	2019
Vatnajökull National Park - Dynamic Nature of Fire and Ice	Iceland	Good	2019

In addition to these three inscriptions, the Natural and Cultural Heritage of the Ohrid Region site was extended into Albania, while the Central Sikhote-Alin site underwent a major extension.

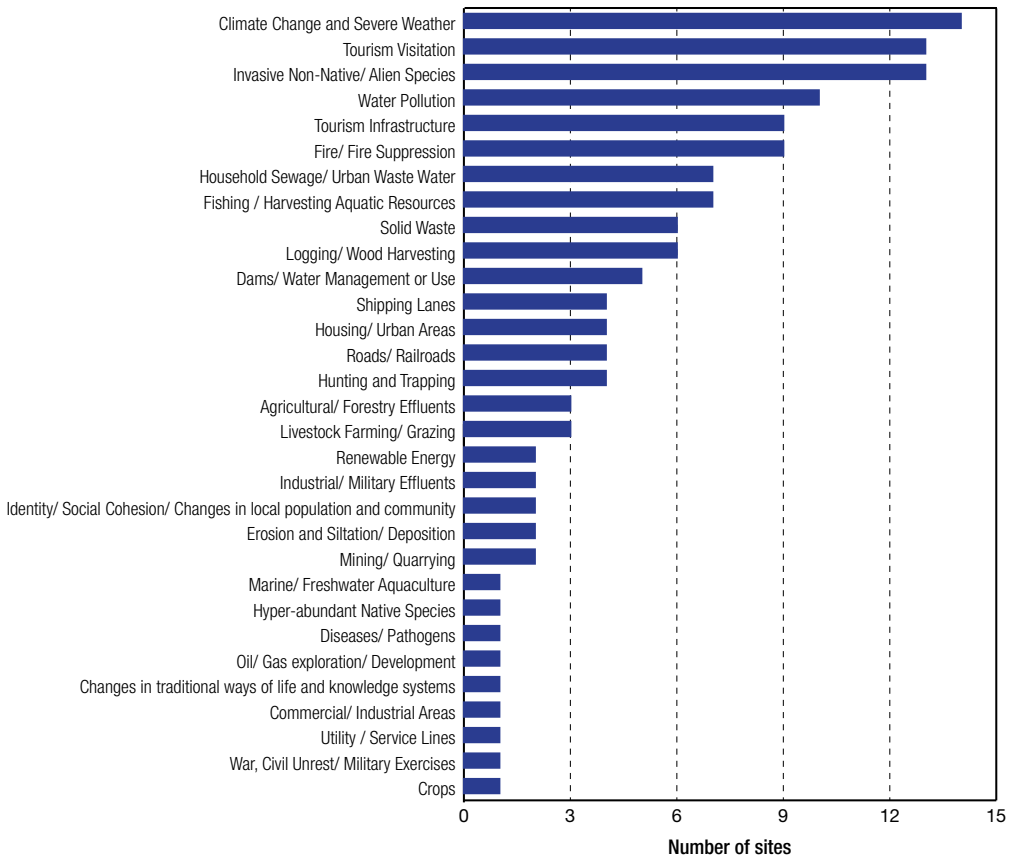
Of the sites that were inscribed in 2017 or earlier, and therefore already assessed in the *IUCN World Heritage Outlook 2017*, two sites, Laurisilva of Madeira (Portugal) and Giant's Causeway and Causeway Coast (UK), improved their conservation outlook from “significant concern” to “good with some concerns”.

Site	Country	Conservation Outlook 2017	Conservation Outlook 2020
Giant's Causeway and Causeway Coast	UK	Significant concern	Good with some concerns
Laurisilva of Madeira	Portugal	Significant concern	Good with some concerns

### Threats

The most prevalent current threats to European World Heritage sites are climate change, invasive alien species and impacts from tourism and visitation.

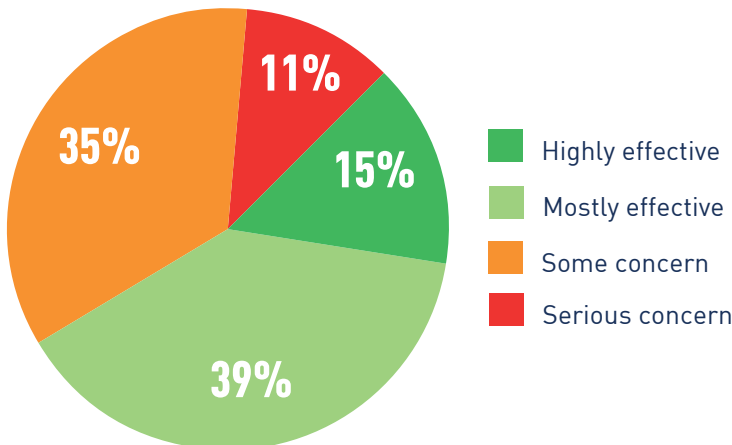
Current threats assessed as high or very high in 2020. Figures are based on the number of sites where these threats occur



### Protection and management

Overall, 15% of the natural World Heritage sites in Europe are highly effective in their protection and management and 39% are mostly effective, while in 35% protection and management are assessed as of some concern and in 11% of serious concern. This represents an improvement compared to the results from 2017, with the percentage of sites assessed as having highly or mostly effective protection and management increasing from 49% to 54%.

2020 results for protection and management, % of all sites in the region



Map marker	Site
29	Caves of Aggtelek Karst and Slovak Karst, Hungary, Slovakia
10	Dorset and East Devon Coast, UK
52	* French Austral Lands and Seas, France
31	High Coast / Kvarken Archipelago, Finland, Sweden
27	Laponian Area, Sweden
46	Lena Pillars Nature Park, Russian Federation
18	Messel Pit Fossil Site, Germany
19	Monte San Giorgio, Italy, Switzerland
25	Mount Etna, Italy
44	Putorana Plateau, Russian Federation
7	St Kilda, UK
22	Stevns Klint, Denmark
2	Surtsey, Iceland
20	Swiss Tectonic Arena Sardona, Switzerland
6	Teide National Park, Spain
5	* Vatnajökull National Park - Dynamic Nature of Fire and Ice, Iceland
16	Wadden Sea, Denmark, Germany, Netherlands
14	West Norwegian Fjords – Geirangerfjord and Nærøyfjord, Norway

**GOOD**

47	Central Sikhote-Alin, Russian Federation
13	* Chaîne des Puys - Limagne fault tectonic arena, France
39	Danube Delta, Romania
8	▲ Giant's Causeway and Causeway Coast, UK
43	Golden Mountains of Altai, Russian Federation
40	Göreme National Park and the Rock Sites of Cappadocia, Turkey
17	Gulf of Porto: Calanche of Piana, Gulf of Girolata, Scandola Reserve, France
38	Hierapolis-Pamukkale, Turkey
1	Ilulissat Icefjord, Denmark
24	Isole Eolie (Aeolian Islands), Italy
53	Lagoons of New Caledonia: Reef Diversity and Associated Ecosystems, France
4	▲ Laurisilva of Madeira, Portugal
32	Meteora, Greece
36	Mount Athos, Greece
11	Pyrénées - Mont Perdu, France, Spain
23	Škocjan Caves, Slovenia
37	Srebarna Nature Reserve, Bulgaria
15	Swiss Alps Jungfrau-Aletsch, Switzerland
21	The Dolomites, Italy

**GOOD WITH SOME CONCERNS**

34	Ancient and Primeval Beech Forests of the Carpathians and Other Regions of Europe, Albania, Austria, Belgium, Bulgaria, Croatia, Germany, Italy, Romania, Slovakia, Slovenia, Spain, Ukraine
35	Białowieża Forest, Belarus, Poland
9	Doñana National Park, Spain
28	Durmitor National Park, Montenegro
3	Garajonay National Park, Spain
50	Gough and Inaccessible Islands, UK
54	Henderson Island, UK
12	Ibiza: Biodiversity and Culture, Spain
45	Lake Baikal, Russian Federation
30	Natural and Cultural Heritage of the Ohrid region, Albania, North Macedonia
49	Natural System of Wrangel Island Reserve, Russian Federation
33	Pirin National Park, Bulgaria
51	Pitons, cirques and remparts of Reunion Island, France
26	Plitvice Lakes National Park, Croatia
42	Virgin Komi Forests, Russian Federation
48	Volcanoes of Kamchatka, Russian Federation
41	Western Caucasus, Russian Federation

**SIGNIFICANT CONCERN**

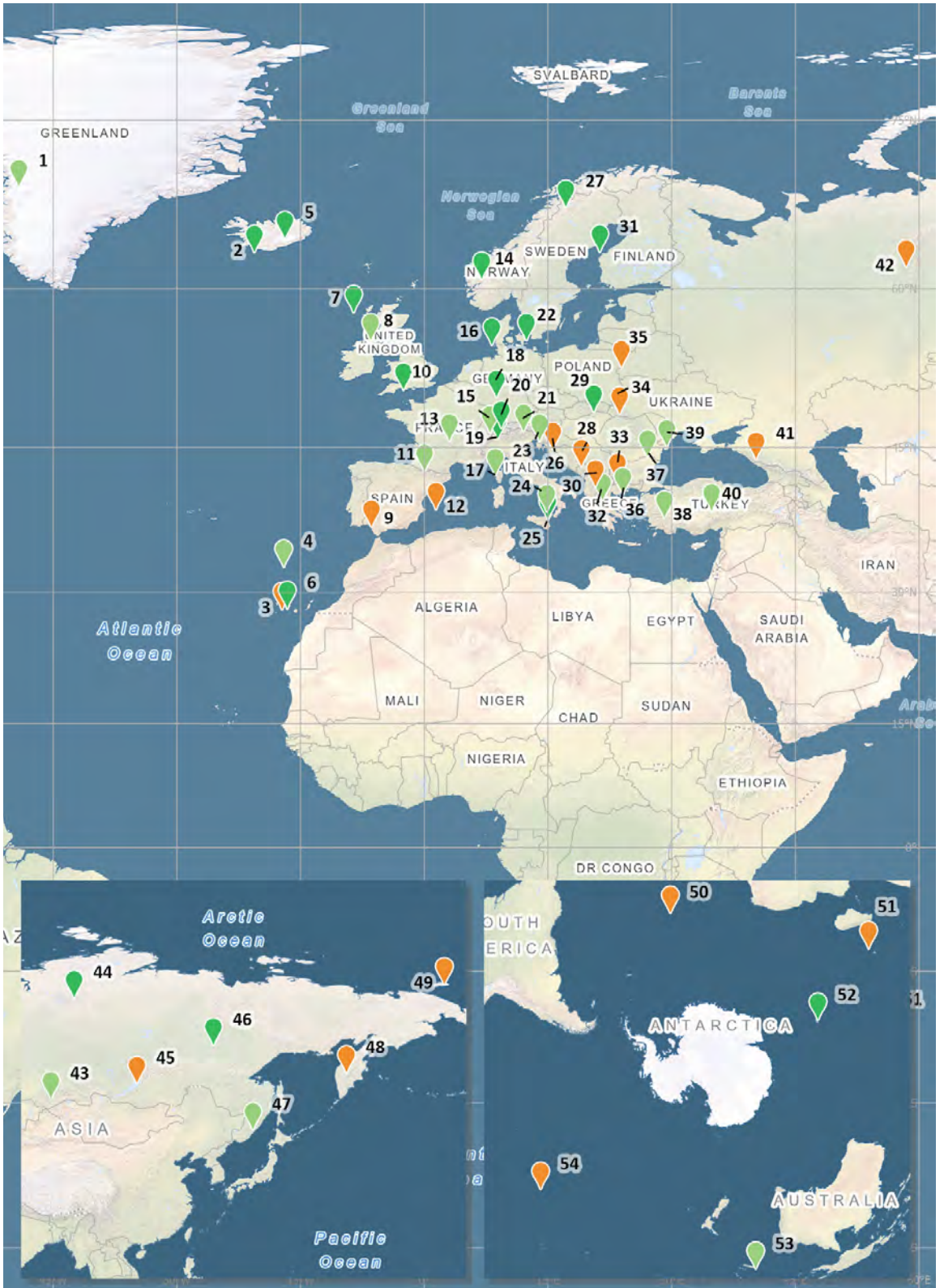
No sites

**CRITICAL**

▲ The conservation outlook improved since 2017 ▼ The conservation outlook deteriorated since 2017

\* New site inscribed on the World Heritage List since 2018







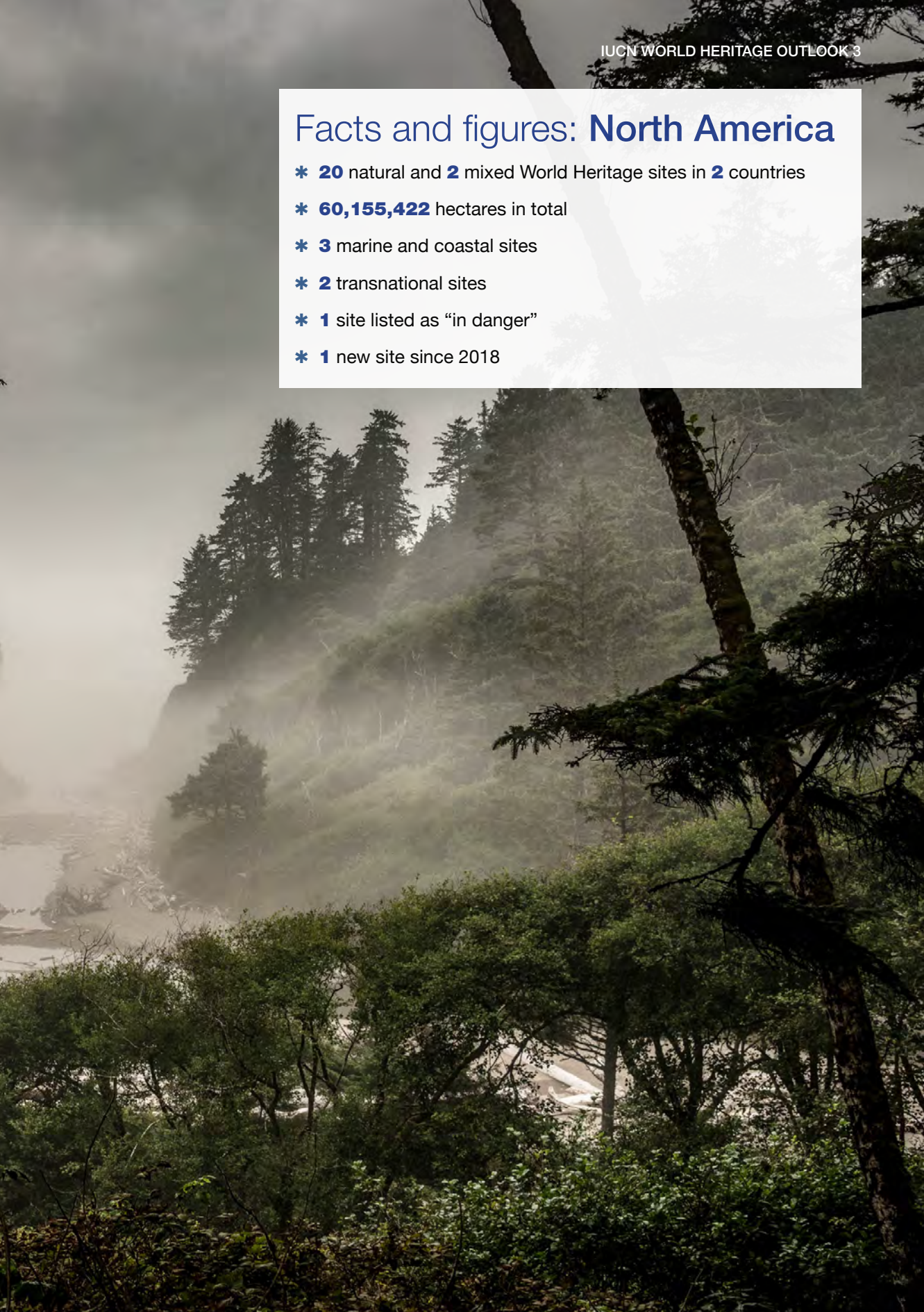
The background image shows a dense forest of tall, thin trees, likely pines or firs, with a misty or foggy atmosphere. In the mid-ground, a large area of driftwood is visible, suggesting a coastal or riverine environment. The foreground is filled with lush green foliage and ferns.

# Regional Outlook: North America



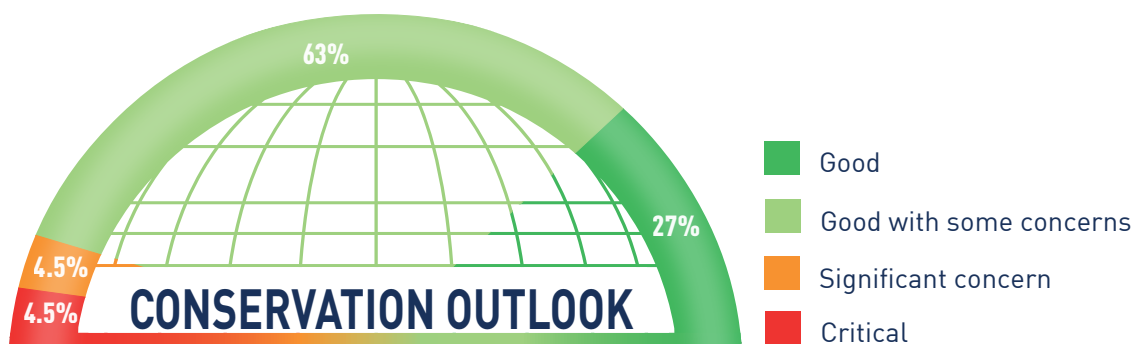
## Facts and figures: **North America**

- \* **20** natural and **2** mixed World Heritage sites in **2** countries
- \* **60,155,422** hectares in total
- \* **3** marine and coastal sites
- \* **2** transnational sites
- \* **1** site listed as “in danger”
- \* **1** new site since 2018



Results of the *IUCN World Heritage Outlook 3* show that, of all natural World Heritage sites in North America (total of 22 sites), the conservation outlook is “good” for 27%, and “good with some concerns” for a further 63%. The conservation outlook of one site (4.5%) is “significant concern”, and “critical” for one further site (4.5%).

#### Conservation outlook 2020 for natural World Heritage in North America



One new site was inscribed in North America since 2018:

Site	Country	Conservation Outlook 2020	Inscription year
Pimachiowin Aki	Canada	Good	2018

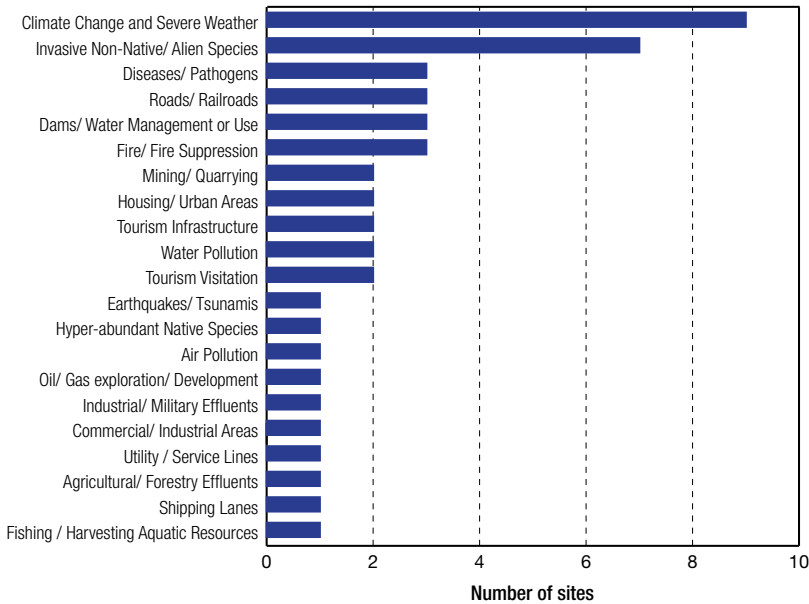
Of the sites that were inscribed in 2017 or earlier, and therefore already assessed in the *IUCN World Heritage Outlook 2017*, Papahānaumokuākea deteriorated from a “good” conservation outlook to “good with some concerns”.

Site	Country	Conservation Outlook 2017	Conservation Outlook 2020
Papahānaumokuākea	USA	Good	Good with some concerns

### Threats

Climate change and invasive alien species are the most prevalent current threats assessed as high or very high across natural World Heritage sites in North America.

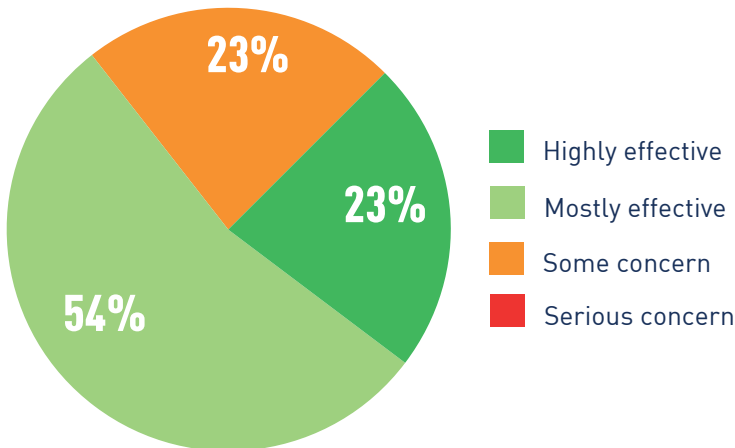
Current threats assessed as high or very high in 2020. Figures are based on the number of sites where these threats occur



### Protection and management

Over three-quarters of North American natural World Heritage sites are considered to be under effective protection and management, with 23% assessed as highly effective and 54% as mostly effective. A further 23% of sites in the region are of some concern regarding protection and management, however, no sites in North America are assessed as serious concern.

2020 results for protection and management, % of all sites in the region





Map marker	Site
12	Dinosaur Provincial Park, Canada
2	Hawaii Volcanoes National Park, USA
20	Joggins Fossil Cliffs, Canada
19	Miguasha National Park, Canada
22	Mistaken Point, Canada
15	* Pimachiowin Aki, Canada

**GOOD**

8	Canadian Rocky Mountain Parks, Canada
14	Carlsbad Caverns National Park, USA
11	Grand Canyon National Park, USA
17	Great Smoky Mountains National Park, USA
21	Gros Morne National Park, Canada
3	Kluane / Wrangell-St Elias / Glacier Bay / Tatshenshini-Alsek, Canada, USA
16	Mammoth Cave National Park, USA
4	Nahanni National Park, Canada
6	Olympic National Park, USA
1	▼ Papahānaumokuākea, USA
5	Redwood National and State Parks, USA
9	Waterton-Glacier International Peace Park, Canada, USA
13	Yellowstone National Park, USA
7	Yosemite National Park, USA

**GOOD WITH SOME CONCERNS**

10	Wood Buffalo National Park, Canada
----	------------------------------------

**SIGNIFICANT CONCERN**

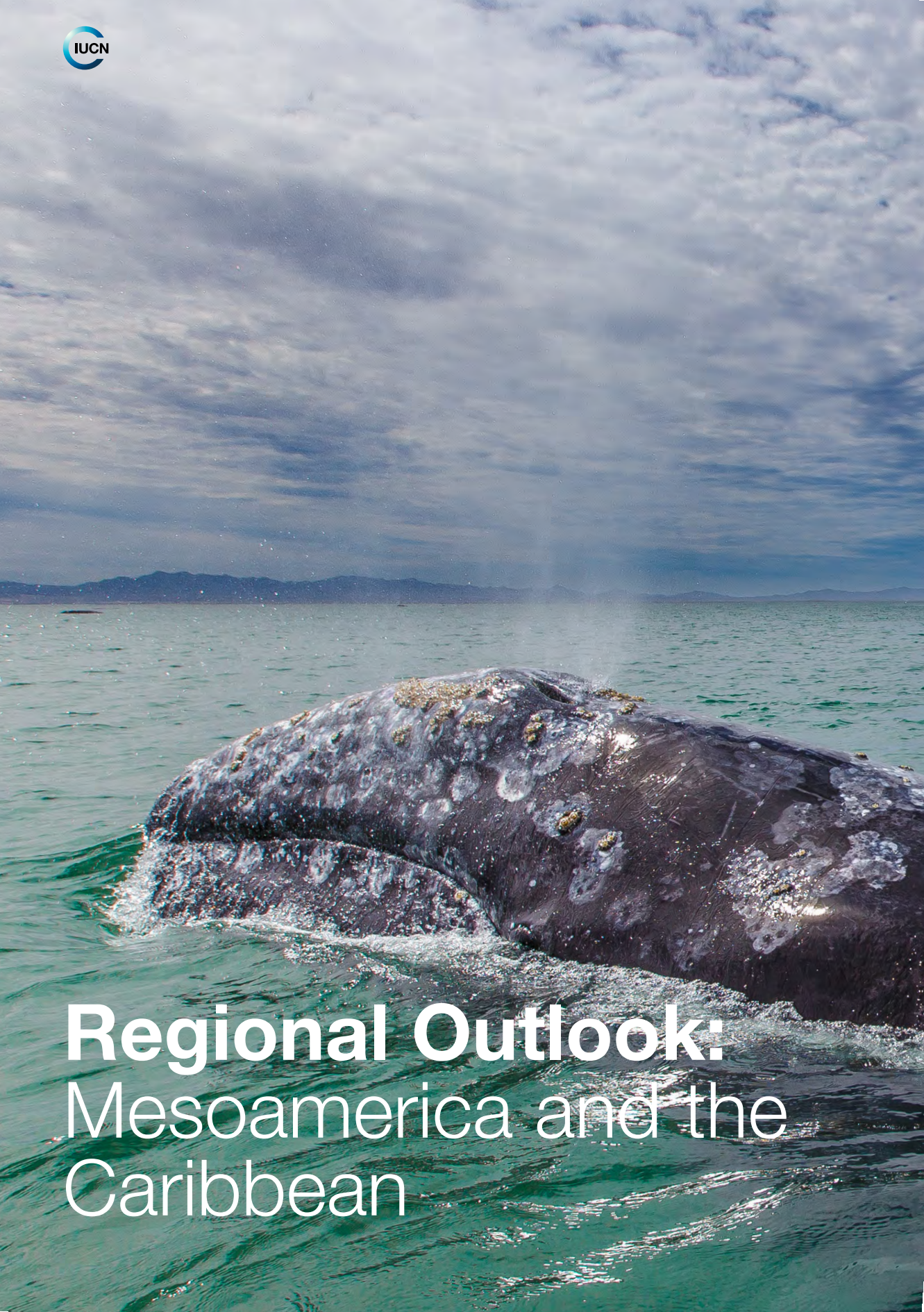
18	Everglades National Park, USA
----	-------------------------------

**CRITICAL**

▲ The conservation outlook improved since 2017    ▼ The conservation outlook deteriorated since 2017  
 \* New site inscribed on the World Heritage List since 2018





A large whale, likely a humpback whale, is breaching the ocean surface. The whale's dark, wet skin is covered in patches of white and yellowish-brown barnacles. The water is a deep greenish-blue, and the sky is filled with heavy, grey clouds. In the background, a range of mountains is visible on the horizon.

# Regional Outlook: Mesoamerica and the Caribbean



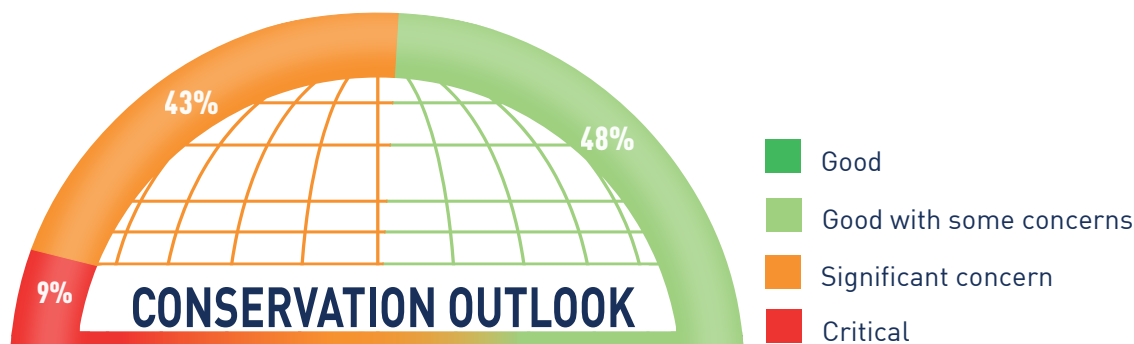
## Facts and figures: **Mesoamerica and the Caribbean**

- \* **17** natural and **4** mixed World Heritage sites in **10** countries
- \* **7,681,757** hectares in total
- \* **8** marine and coastal sites
- \* **1** transnational site
- \* **2** sites listed as “in danger”
- \* **1** new site since 2018



Results of the *IUCN World Heritage Outlook 3* show that, of all natural World Heritage sites in Mesoamerica and the Caribbean (total of 21 sites), the conservation outlook is “good with some concerns” for 48%, with no sites assessed as having a “good” conservation outlook. For 43% of the sites, the conservation outlook is of “significant concern”, and for two sites (9%) the conservation outlook is assessed as “critical”.

#### Conservation Outlook 2020 for natural World Heritage in Mesoamerica and the Caribbean



One new site was inscribed in Mesoamerica and the Caribbean since 2018:

Site	Country	Conservation Outlook 2020	Inscription year
Tehuacán-Cuicatlán Valley: originary habitat of Mesoamerica	Mexico	Good with some concerns	2018

Of the sites that were inscribed in 2017 or earlier, and therefore already assessed in the *IUCN World Heritage Outlook 2017*, two sites changed in conservation outlook and both are in Mexico. In the Monarch Butterfly Reserve, the conservation outlook improved from “critical” to “significant concern”. In the Islands and Protected Areas of the Gulf of California which was included on the List of World Heritage in Danger in 2019 due to the imminent extinction of the endemic vaquita, the conservation outlook deteriorated from “significant concern” to “critical”.

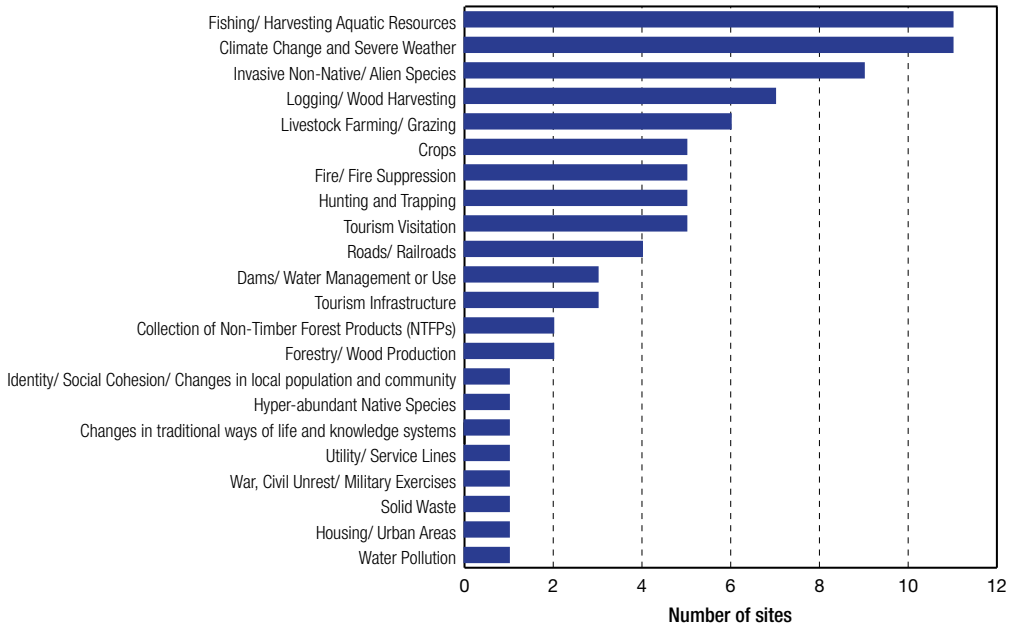
Site	Country	Conservation Outlook 2017	Conservation Outlook 2020
Islands and Protected Areas of the Gulf of California	Mexico	Significant concern	Critical
Monarch Butterfly Biosphere Reserve	Mexico	Critical	Significant concern



### Threats

The most prevalent current threats to natural World Heritage sites in Mesoamerica and the Caribbean are climate change and fishing, followed by invasive alien species.

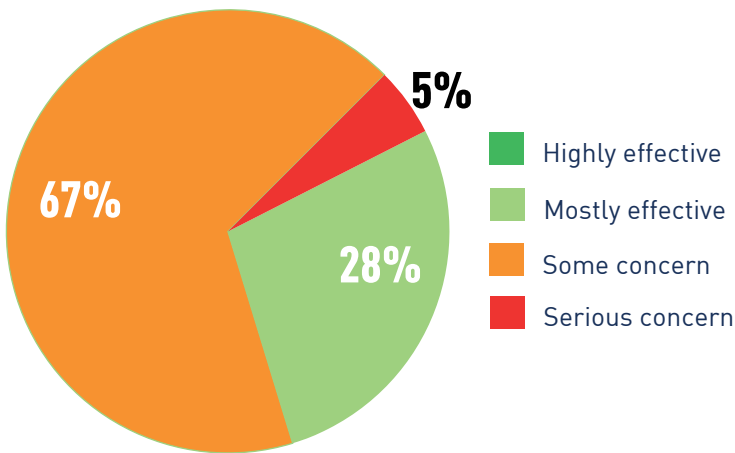
Current threats assessed as high or very high in 2020. Figures are based on the number of sites where these threats occur



### Protection and management

Slightly more than a quarter of sites (28%) are found to be mostly effective in their protection and management in Mesoamerica and the Caribbean, with none highly effective. In 67% of all sites, protection and management are assessed as of some concern and in one site (5%) as of serious concern.

2020 results for protection and management, % of all sites in the region



Map marker Site  
No Sites

GOOD

- 19 Alejandro de Humboldt National Park, Cuba
- 4 Archipiélago de Revillagigedo, Mexico
- 18 Blue and John Crow Mountains, Jamaica
- 17 Desembarco del Granma National Park, Cuba
- 3 El Pinacate and Gran Desierto de Altar Biosphere Reserve, Mexico
- 20 Morne Trois Pitons National Park, Dominica
- 10 Sian Ka'an, Mexico
- 6 \* Tehuacán-Cuicatlán Valley: originary habitat of Mesoamerica, Mexico
- 8 Tikal National Park, Guatemala
- 2 Whale Sanctuary of El Vizcaíno, Mexico

GOOD WITH SOME CONCERNS

- 7 Ancient Maya City and Protected Tropical Forests of Calakmul, Campeche, Mexico
- 12 Area de Conservación Guanacaste, Costa Rica
- 9 Belize Barrier Reef Reserve System, Belize
- 11 Cocos Island National Park, Costa Rica
- 15 Coiba National Park and its Special Zone of Marine Protection, Panama
- 16 Darién National Park, Panama
- 5 ▲ Monarch Butterfly Biosphere Reserve, Mexico
- 21 Pitons Management Area, Saint Lucia
- 14 Talamanca Range-La Amistad Reserves / La Amistad National Park, Costa Rica, Panama

SIGNIFICANT CONCERN

- 1 ▼ Islands and Protected Areas of the Gulf of California, Mexico
- 13 Río Plátano Biosphere Reserve, Honduras

CRITICAL

▲ The conservation outlook improved since 2017 ▼ The conservation outlook deteriorated since 2017  
\* New site inscribed on the World Heritage List since 2018





A low-angle photograph of a tropical forest. Two large, dark tree trunks rise from the bottom left towards the top right. The canopy is dense with vibrant green leaves. In the background, a rocky cliff face is visible on the left, and a bright sun glimmers through the trees on the right. The overall scene is lush and sun-dappled.

# Regional Outlook: South America

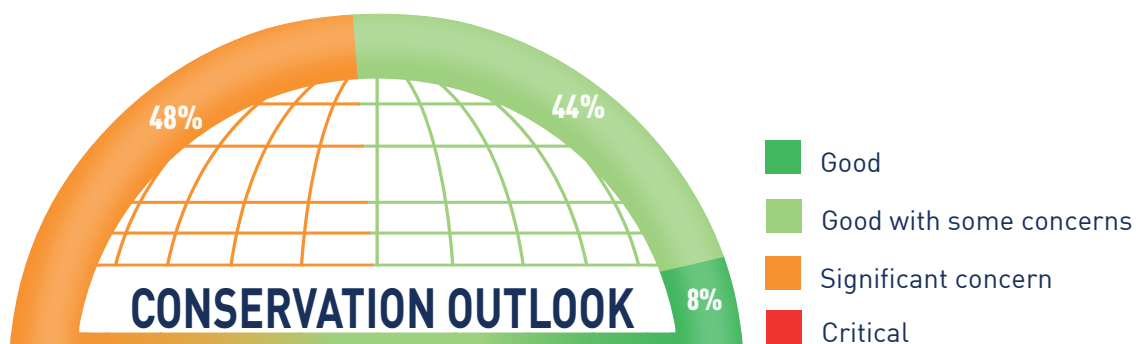


## Facts and figures: **South America**

- \* **21** natural and **4** mixed World Heritage sites in **8** countries
- \* **35,542,823** hectares in total
- \* **4** marine and coastal sites
- \* **0** transnational sites
- \* **0** sites listed as “in danger”
- \* **2** new sites since 2018

Results of the *IUCN World Heritage Outlook 3* show that, of all natural and mixed World Heritage sites in South America (total of 25 sites), for two sites (8%) the conservation outlook is “good”, for 44% the conservation outlook is “good with some concerns”, and for 48% it is assessed as “significant concern”. There are no sites in the region with a conservation outlook assessed as “critical”.

#### Conservation Outlook 2020 for natural World Heritage in South America



Two new sites were inscribed in South America since 2018:

Site	Country	Conservation Outlook 2020	Inscription year
Chiribiquete National Park – “The Maloca of the Jaguar”	Colombia	Good with some concerns	2018
Paraty and Ilha Grande – Culture and Biodiversity	Brazil	Good with some concerns	2019

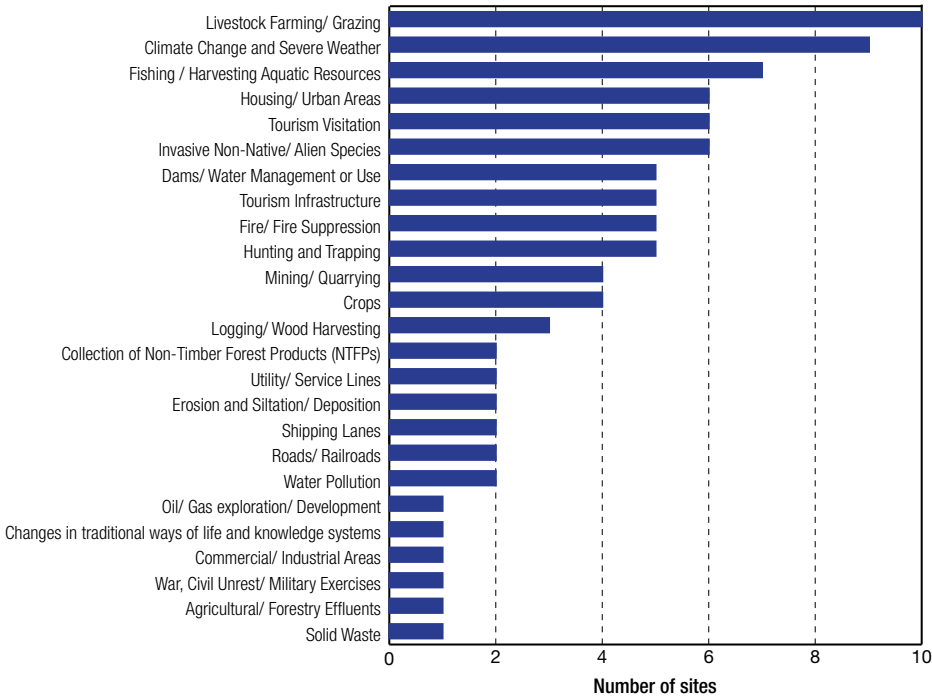
Of the sites that were inscribed in 2017 or earlier, and therefore already assessed in the *IUCN World Heritage Outlook 2017*, two sites changed conservation outlook; one improved from “significant concern” to “good with some concerns”, while one deteriorated from “good with some concerns” to “significant concern”. The positive developments include *Península Valdés* (Argentina), where the population of southern right whale, for which the site is a globally significant breeding ground, has been increasing following unusually high levels of whale mortality recorded previously.

Site	Country	Conservation Outlook 2017	Conservation Outlook 2020
Brazilian Atlantic Islands: Fernando de Noronha and Atol das Rocas Reserves	Brazil	Good with some concerns	Significant concern
Península Valdés	Argentina	Significant concern	Good with some concerns

### Threats

Livestock grazing and climate change are the most prevalent threats to South American natural World Heritage sites, followed by fishing.

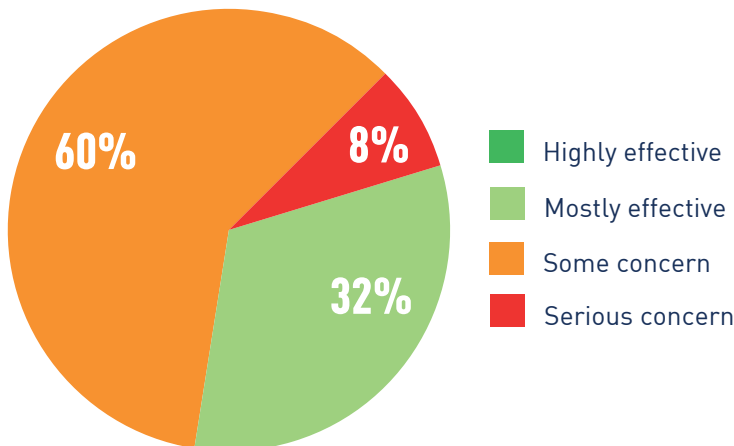
Current threats assessed as high or very high in 2020. Figures are based on the number of sites where these threats occur



### Protection and management

32% of natural World Heritage sites in South America have mostly effective protection and management in place. No sites are found to be highly effective. For 60% of sites, protection and management are assessed as of some concern and of serious concern for two sites (8%).

2020 results for protection and management, % of all sites in the region



Map marker	Site
12	Ischigualasto-Talampaya Natural Parks, Argentina
10	Los Alerces National Park, Argentina

**GOOD**

14	Central Amazon Conservation Complex, Brazil
18	Central Suriname Nature Reserve, Suriname
22	Cerrado Protected Areas: Chapada dos Veadeiros and Emas National Parks, Brazil
8	* Chiribiquete National Park – “The Maloca of the Jaguar”, Colombia
7	Los Glaciares National Park, Argentina
2	Malpelo Fauna and Flora Sanctuary, Colombia
16	Noel Kempff Mercado National Park, Bolivia
23	* Paraty and Ilha Grande – Culture and Biodiversity, Brazil
13	▲ Península Valdés, Argentina
5	Rio Abiseo National Park, Peru
3	Sangay National Park, Ecuador

**GOOD WITH SOME CONCERNS**

21	Atlantic Forest Southeast Reserves, Brazil
25	▼ Brazilian Atlantic Islands: Fernando de Noronha and Atol das Rocas Reserves, Brazil
15	Canaima National Park, Venezuela
24	Discovery Coast Atlantic Forest Reserves, Brazil
1	Galápagos Islands, Ecuador
9	Historic Sanctuary of Machu Picchu, Peru
4	Huascarán National Park, Peru
20	Iguaçu National Park, Brazil
19	Iguazú National Park, Argentina
6	Los Katios National Park, Colombia
11	Manú National Park, Peru
17	Pantanal Conservation Area, Brazil

**SIGNIFICANT CONCERN**

No sites

**CRITICAL**

▲ The conservation outlook improved since 2017    ▼ The conservation outlook deteriorated since 2017

\* New site inscribed on the World Heritage List since 2018



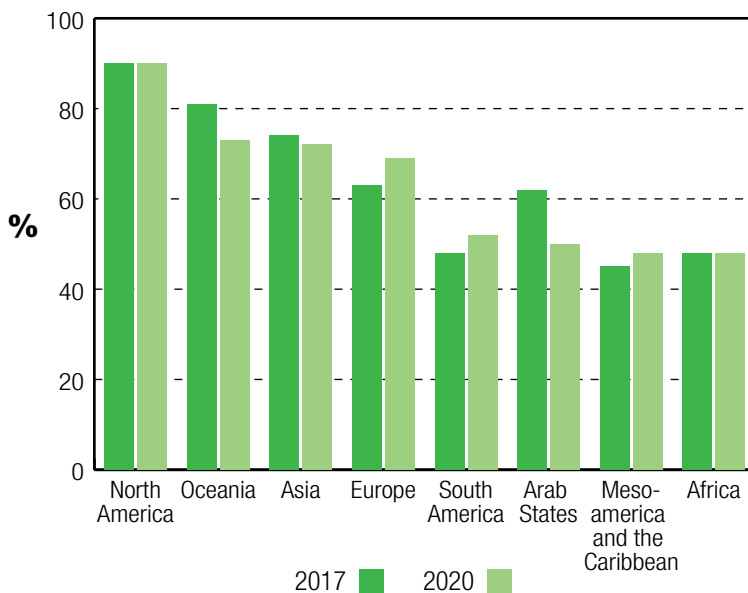


# Regional comparison

The IUCN World Heritage Outlook also enables trends in conservation outlook of natural World Heritage sites to be explored across regions, including through the identification of key similarities and differences among and between regions.

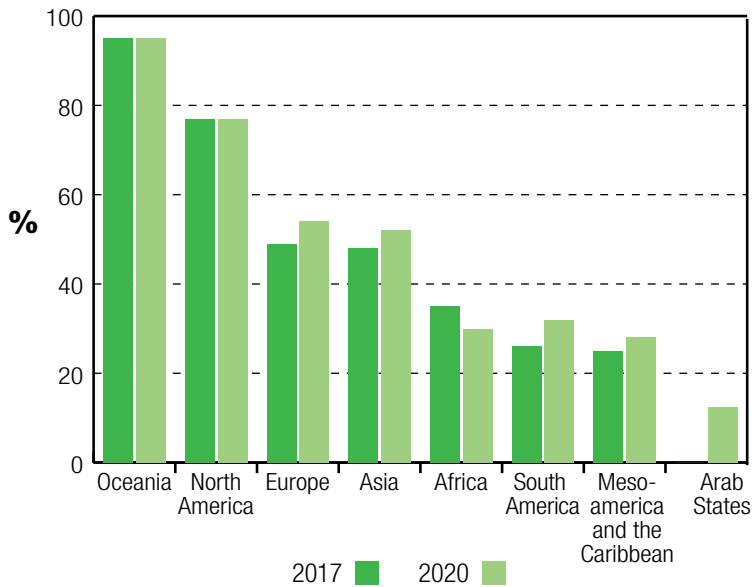
When comparing the results, the regional differences are consistent with the results from 2017. North America remains the region with the highest percentage of sites “in the green” (assessed as “good” or “good with some concerns”) – 90%, followed by Oceania (73%), Asia (72%) and Europe (69%). These are followed by South America (52%), Arab States (50%), Mesoamerica and the Caribbean (48%) and Africa (42%), with Africa now becoming the region with the smallest percentage of sites whose outlook is assessed as good or good with some concerns. Europe, South America, and Mesoamerica and the Caribbean are three regions that have had an overall increase in the number of sites with a positive outlook, while Asia, Oceania, the Arab States and Africa are showing a decreasing trend.

**Figure 14. Percentage of sites assessed overall as “good” or “good with some concern” in 2017 and 2020 across all regions**



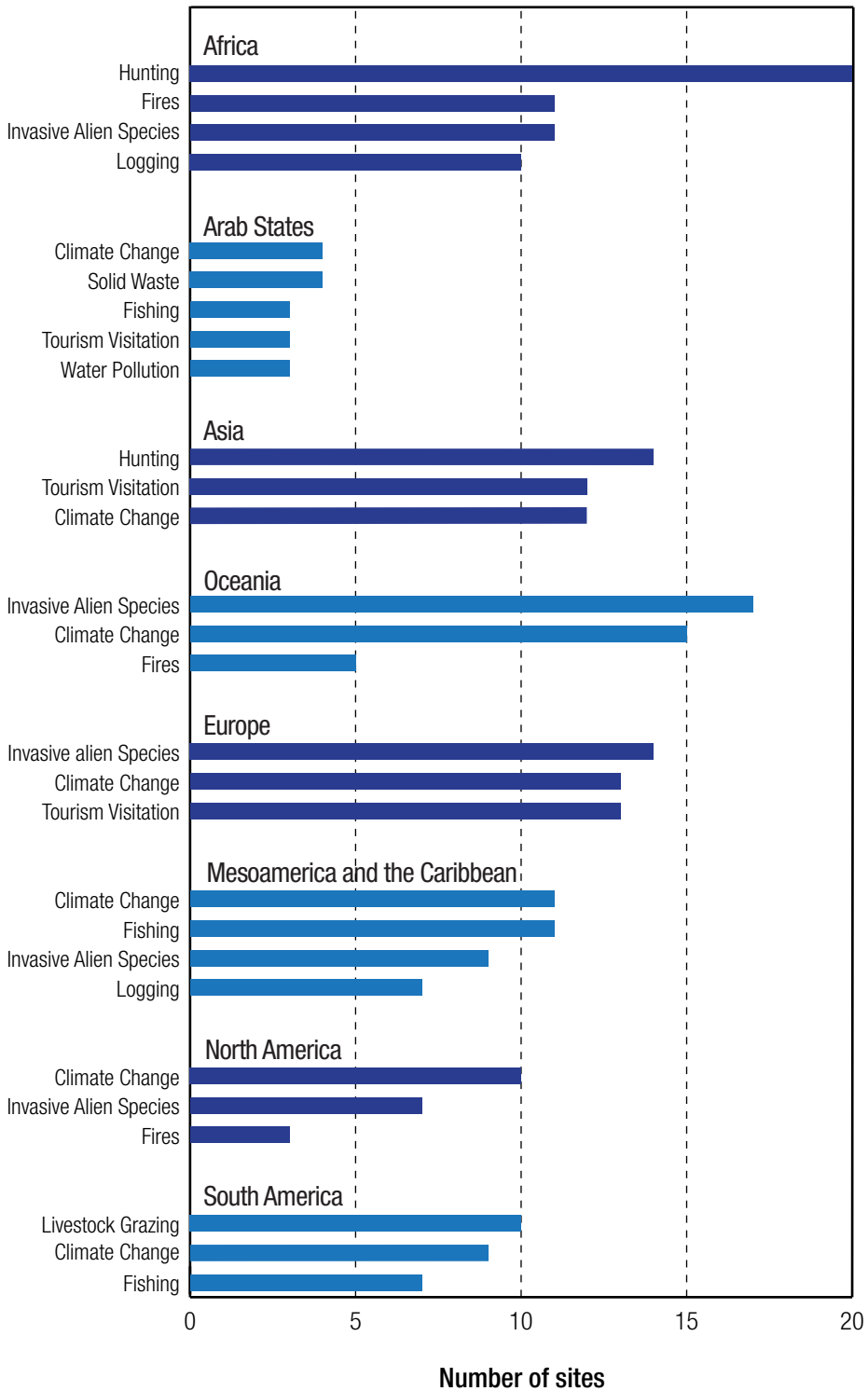
Significant differences are also observed at the level of the three main elements of the IUCN World Heritage Outlook – values, threats and protection and management. Oceania remains the region with the highest percentage of effectively managed sites (95% of sites assessed as having “highly effective” or “mostly effective” management overall), followed by North America (77%). Europe (54%) and Asia (52%) are just above the overall global result (50% in the green) and other regions are below the global average – South America (32%), Africa (30%), Mesoamerica and the Caribbean (28%) and the Arab States (12.5%). An increase in sites with overall effective management has been observed in Europe, Asia, South America, Mesoamerica and the Caribbean and the Arab States compared to 2017. One should note that in the Arab States this is based on the improvement in one site (Wadi Al-Hitan – see text box on page 10 for more details), however, due to the small number of sites in the region (eight in total), the percentage increase looks rather higher compared to other regions.

Figure 15. Percentage of sites assessed overall as having “highly effective” or “mostly effective” protection and management in 2017 and 2020 across all regions



While in 2017 all regions identified invasive alien species, climate change and impacts of tourism as the top three current threats, in 2020 some regional differences have been observed. Direct resource use (hunting and/or fishing) has become one of the most prominent high or very high threats in Africa, Asia and Mesoamerica and the Caribbean. Solid waste has moved to the top three current high threats in the Arab States (which is particularly linked to plastic pollution of marine areas) and livestock grazing moved to the top three threats in South America.

Figure 16. The top current threats assessed as high or very high in 2020 in different regions





# Key findings and conclusions

The *IUCN World Heritage Outlook 3* builds on three cycles of Conservation Outlook Assessments undertaken since 2014. It presents the main results for 2020, but also some longer-term trends based on a comparison of three data sets now available.

- In terms of global results, the picture remains similar to 2017 and 2014, with the conservation outlook being “good” or “good with some concerns” for 63% of sites, of “significant concern” for 30% and “critical” for 7%.
- Many changes in conservation outlook are observed at the level of individual sites and regions, and in relation to threats and protection and management. The conservation outlook of 24 sites changed between 2017 and 2020: 8 improved and 16 deteriorated, which represents a significant difference from 2017, where the conservation outlook improved for more sites (14), and deteriorated for fewer sites (12) compared with 2014.
- Considering all three sets of data spanning back to 2014, a total of 43 sites changed their conservation outlook at least once. Of these, in 18 cases conservation outlook improved and in 25 cases it deteriorated. For a few sites the trends have been mixed, as their conservation outlook changed both between 2014 and 2017 and between 2017 and 2020.
- Climate change has become the most prominent current threat. Overall, it is assessed as a high or a very high threat in 83 out of 252 sites. Climate change still remains by far the largest potential threat and is also the highest threat affecting values under all four natural criteria. This result reinforces the need for a coordinated strategy on increasing awareness, policy and action on mitigation and adaptation at the global and site levels.
- Invasive alien species follows closely behind as the second most common current threat. It is followed by impacts from visitation, hunting, fishing, water pollution, fires and logging. In some cases, such as invasive alien species and fire, the cause and effect relationship with climate change needs to be understood and planned for in order to combat these growing impacts on natural World Heritage sites.
- While the top three current threats have remained the same as in 2017, significant regional differences were observed in 2020, with direct resource use (hunting and/or fishing) becoming one of the most prevalent high or very high threats in Africa, Asia and Mesoamerica and the Caribbean. Solid waste has become one of the top three current threats in the Arab States (which is particularly linked to plastic pollution of marine areas) and livestock grazing is now one of the top three threats in South America.
- Overall, the state of natural World Heritage values in 68% of sites is considered to be good or of low concern. While overall the picture is very similar to that in 2017, the situation has slightly worsened for species and habitats values recognised under criterion (x), with only 58% of these values assessed to be in a good state or of low concern in 2020, compared to 62% in 2017.
- When considering values associated with different criteria, similar to the results from previous assessment cycles, the biodiversity values (criteria (ix) for ecological processes, and (x) for species) continue to be of higher concern, with many more values assessed as of high concern or critical.
- Following some reduction between 2014 and 2017, the percentage of sites with overall highly or mostly effective protection and management has slightly increased in 2020 (50% compared to 48% in 2017 for the 228 sites, for which three data sets are now available). An increase in the percentage of sites with overall effective management has been observed in Europe, Asia, South America, Mesoamerica and the Caribbean and the Arab States compared to 2017.

- Analysis of specific aspects of protection and management shows that some areas assessed as being of highest concern in 2017 have remained so in 2020. For example, sustainable finance has been assessed as of some or serious concern in more than half of all sites, similar to 2017. However, new management challenges have emerged in 2020, for example the onset of the COVID-19 pandemic.
- The timing of the *IUCN World Heritage Outlook 3* could not allow for a systematic assessment of COVID-19 impacts. However, over 50 site assessments mention factors related to the COVID-19 pandemic and some further assessments note that its consequences remain to be seen. In some sites, a short-term decrease in tourism visitation may have reduced pressure on natural ecosystems. However, more sites may be facing negative impacts related to disruptions in conservation work, loss of control over illegal activities, decreases in funding, particularly from tourism related income, and concerns about potential transmission of the virus to wild animal populations.

At a time of great uncertainty, securing the future of natural World Heritage sites, the world's most significant protected areas, is needed more than ever. However, as observed from IUCN World Heritage Outlook data since 2014, a significant proportion of these sites have been under sustained pressure from local and global threats, and protection and management issues.

Natural World Heritage sites, particularly those inscribed under biodiversity criteria (ix) and (x), are highly important for the protection of globally endangered and endemic species. Many natural sites offer examples of effective management for species conservation and offer solutions that can be replicated elsewhere. The IUCN World Heritage Outlook reinforces the importance of such sites as the world enters the Post-2020 Global Biodiversity Framework. However, the impact of threats and ineffective protection and management on these biodiversity sites is resulting in a poorer conservation outlook relative to other non-biodiversity criteria.

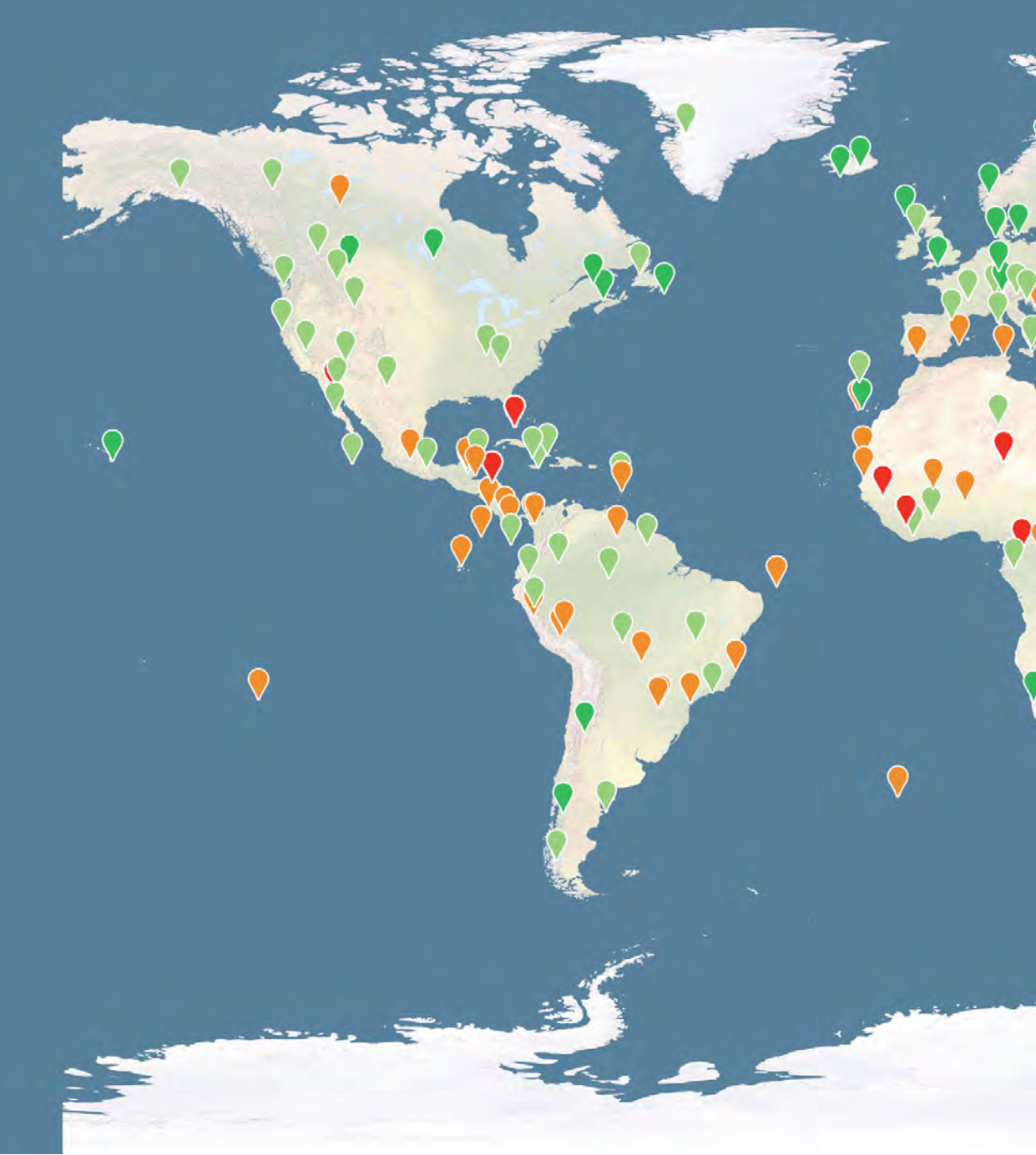
This emphasises the critical need to focus attention on improving these sites' capacity to realise the contribution natural World Heritage sites can make to global goals.

If natural World Heritage sites are a litmus test for conservation, we remain short of our goal to achieve a positive future for these places, which represent the best of nature. In addition to protecting global biodiversity, natural World Heritage sites offer vital contributions to human well-being. Looking ahead, efforts will be needed globally, regionally, and on the ground to conserve and protect the precious values of these places. The IUCN World Heritage Outlook aims to continue contributing to this important effort for people and the planet.

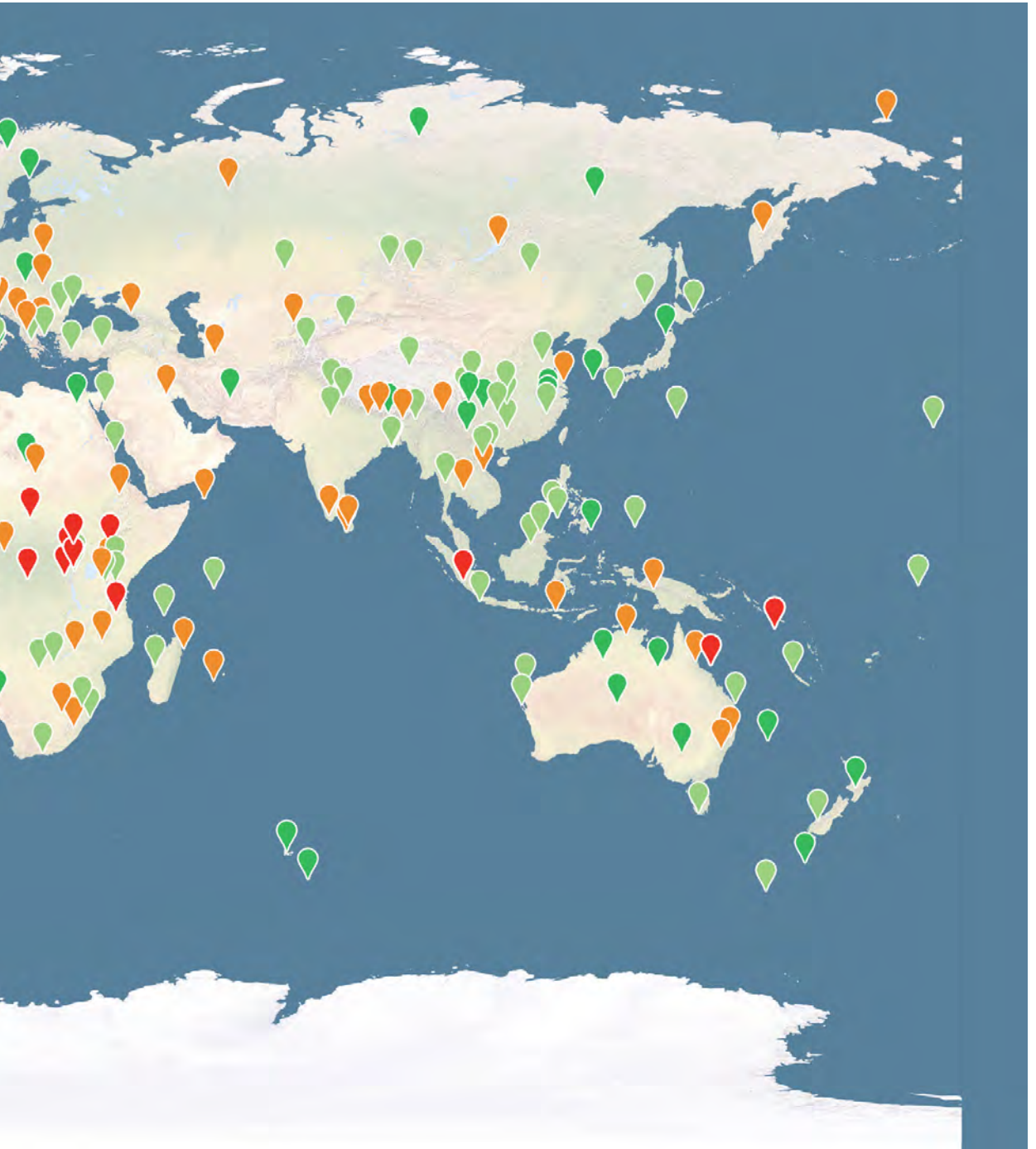
# References

1. Conservation Measures Partnership (CMP) (2008). *CMP Direct Threats Classification v 1.1* [online]. Available at: <https://cmp-openstandards.org/library-item/threats-and-actions-taxonomies/>
2. Great Barrier Reef Marine Park Authority (2009). *Great Barrier Reef Outlook Report 2009*. Townsville, Australia: Great Barrier Reef Marine Park Authority.
3. Hockings, M., Stolton, S., Leverington, F., Dudley, N. and Courrau, J. (2006). *Evaluating Effectiveness. A framework for assessing management effectiveness of protected areas*. 2nd edition. World Commission on Protected Areas Best Practice Protected Area Guidelines Series No. 14. Gland, Switzerland and Cambridge, UK: IUCN. Available at: <https://doi.org/10.2305/IUCN.CH.2005.PAG.14.en>
4. Hockings, M., James, R., Stolton, S., Dudley, N., Mathur, V., Makombo, J., Courrau, J. and Parrish, J. (2008). *Enhancing Our Heritage Toolkit. Assessing management effectiveness of natural World Heritage sites*. World Heritage papers 23. Paris, France: UNESCO World Heritage Centre. Available at: <https://whc.unesco.org/document/100750>
5. International Union for Conservation of Nature (IUCN) (2020). *Conservation Outlook Assessments*. The IUCN World Heritage Outlook [website]. <https://worldheritageoutlook.iucn.org/explore-sites>
6. IUCN (2020a). *The IUCN World Heritage Outlook. Conservation Outlook Assessments – Guidelines for their application to natural World Heritage sites*. Gland, Switzerland: IUCN. Available at: <https://worldheritageoutlook.iucn.org/more/resources/conservation-outlook-assessments-guidelines-their-application-natural-world-heritage>
7. Osipova, E., Shi, Y., Kormos, C., Shadie, P., Zwahlen, C. and Badman, T. (2014). *IUCN World Heritage Outlook 2014. A conservation assessment of all natural World Heritage sites*. Gland, Switzerland: IUCN. Available at: <https://portals.iucn.org/library/node/44889>
8. Osipova, E., Shadie, P., Zwahlen, C., Osti, M., Shi, Y., Kormos, C., Bertzky, B., Murai, M., Van Merm, R. and Badman, T. (2017). *IUCN World Heritage Outlook 2. A conservation assessment of all natural World Heritage sites*. Gland, Switzerland: IUCN. Available at: <https://doi.org/10.2305/IUCN.CH.2017.17.en>
9. Stolton S., Dudley, N. and Shadie, P. (2012). *Managing Natural World Heritage*. World Heritage Resource Manual. Paris, France: UNESCO. Available at: <https://whc.unesco.org/document/117412>
10. UNESCO (2008). *Periodic Report Second Cycle Sections I and II*. Paris, France: UNESCO World Heritage Centre. [website] <https://whc.unesco.org/en/periodicreporting/>
11. UNESCO (2018). *Periodic Report Third Cycle Sections I and II*. Paris, France: UNESCO World Heritage Centre. [website] <https://whc.unesco.org/en/periodicreporting/>
12. UNESCO (2019). *Operational Guidelines for the Implementation of the World Heritage Convention*. Paris, France: UNESCO World Heritage Centre. [website] <https://whc.unesco.org/en/guidelines/>

# Natural World Heritage sites







- |   |  |
|---|--|
|  Good                    |  Significant concern |
|  Good with some concerns |  Critical            |

# Credits

## Photos

- Cover: Manú National Park, Peru, © Franz Lanting/ National Geographic Creative
- Page iv: Greater Blue Mountains Area, Australia, CC BY NC 2.0 Chris Hearne
- Page vii: French Astral Lands and Seas, France © IUCN/ Wendy Strahm
- Page 6: Waterton Glacier International Peace Park, Canada/USA, CC BY 2.0 Bernd Thaller
- Page 13: Vatnajökull National Park - Dynamic Nature of Fire and Ice, Iceland, © IUCN/ Bastian Bertzky
- Page 15: Okavango Delta, Botswana, © IUCN/ Peter Howard
- Page 19: Canaima National Park, Venezuela, CC BY SA 2.0 Fernando Flores
- Page 22: Tropical Rainforest Heritage of Sumatra, Indonesia, CC BY 2.0 Dennis Keller
- Page 34: Serengeti National Park, Tanzania, CC BY 2.0 Jorge Cancela
- Page 40: Wadi Rum Protected Area, Jordan, CC BY 2.0 Lawrence Murray
- Page 46: Dong Phrayayen-Khao Yai Forest Complex, Thailand, CC BY SA 2.0 Thai National Parks
- Page 52: Tongariro National Park, New Zealand, CC BY NC 2.0 Drouyn Cambridge
- Page 58: High Coast/ Kvarken Archipelago, Finland/Sweden, © IUCN/ Elena Osipova
- Page 64: Olympic National Park, USA, CC BY 2.0 Bernd Thaller
- Page 70: Whale Sanctuary of El Vizcaino, Mexico, CC BY NC 2.0 Gilad Rom
- Page 76: Chiribiquete National Park – “The Maloca of the Jaguar”, Colombia, © IUCN/ Charles Besancon

## Graphics

All graphics in this publication were developed by IUCN and Guilder Design, and are under copyright with IUCN, unless stated otherwise.

## Maps

### World Heritage sites source:

UNEP-WCMC and IUCN (2020). Protected Planet: World Heritage sites database; The World Database on Protected Areas (WDPA) [On-line], [version 10/2020], Cambridge, UK: UNEP-WCMC and IUCN. Available at: [www.protectedplanet.net](http://www.protectedplanet.net). Protected Planet® is a joint product of UNEP and IUCN, managed by UNEP-WCMC and IUCN working with governments, communities and collaborating partners.

### Administrative boundaries sources:

Esri, HERE, Garmin, FAO, NOAA, USGS, © OpenStreetMap contributors, and the GIS User Community.

### Oceans, lakes and terrain basemaps sources:

Natural Earth: <https://www.naturalearthdata.com/>. Maps throughout this report were created using ArcGIS® software by Esri. ArcGIS® and ArcMap™ are the intellectual property of Esri and are used herein under license. Copyright © Esri. All rights reserved. For more information about Esri® software, please visit [www.esri.com](http://www.esri.com).





**INTERNATIONAL UNION  
FOR CONSERVATION OF NATURE**

WORLD HEADQUARTERS  
Rue Mauverney 28  
1196 Gland, Switzerland  
mail@iucn.org  
Tel +41 22 999 0000  
Fax +41 22 999 0002  
[www.iucn.org](http://www.iucn.org)

